Inda Point
Technologies Private Limited

PEOPLE
IDEAS
AI
FOR A BRIGHTER
TOMORROW

EBOOK

AI for Support Departments
From Zero to Expert

A practical visual guide for customer support, service operations, help desks, and support leadership across industries

Answers
Fast, consistent replies

Knowledge
Source-grounded help

Triage
Prioritize what matters

Quality
Coaching and review

Automation
Resolve more, faster

Created by
IndaPoint Technologies Private Limited

Practical AI adoption, workflows, governance, and security for modern support teams.

www.indapoint.com

Inda Point
Technologies Private Limited

PEOPLE
IDEAS
AI
FOR A BRIGHTER
TOMORROW

Front Matter

Disclaimer & Prologue

Disclaimer

This ebook is intended for educational and strategic guidance purposes only. AI tools, processes, regulations, privacy, and support workflows vary by industry. Readers should validate operational, privacy, compliance, and customer-service requirements before implementation. This publication does not constitute legal, financial, or regulatory advice.

Prologue

AI is transforming customer support across industries. Support teams can answer with sources, triage requests faster, summarize conversations, draft responses, guide agents, surface knowledge, and improve quality and consistency. This guide helps support teams move from zero AI adoption to practical, secure, and governed use of AI in everyday service operations.

Answering Draft with context

Knowledge Trusted sources

Triage Urgent first

Agent Assist Faster handling

Quality Better consistency

Created by

IndaPoint Technologies Private Limited

GUIDE STRUCTURE

Contents

This ebook is designed as a practical roadmap for support leaders, support managers, operations teams, help desks, and customer-service professionals moving from initial AI exploration to

Chapters

3. Contents
4. Executive summary
5. Support AI maturity model
6. Where AI fits in support
7. Support operating model
8. Support channels and workflows
9. Readiness assessment
10. Readiness scorecard
11. Data and knowledge foundation
12. Knowledge lifecycle
13. Ticket taxonomy and triage
14. Metrics that matter
15. Quick wins overview

More chapters

16. Answers with sources
17. Knowledge search
18. Reply drafting
19. Triage and routing
20. Summaries and handoffs
21. Agent assist during handling
22. Self-service bot
23. Email support
24. Live chat support
25. Voice and call support
26. Internal IT/help desk
27. Escalation management
28. QA and coaching

GUIDE STRUCTURE

Contents

This ebook is designed as a practical roadmap for support leaders, support managers, operations teams, help desks, and customer-service professionals moving from initial AI exploration to

Chapters

29. Workforce planning
30. Insights and analytics
31. Automation opportunities matrix
32. AI architecture for support
33. Integration map
34. Prompting fundamentals
35. Prompt library
36. Workflow template
37. Risk categories and human approval
38. Privacy, security, and compliance
39. Hallucination controls
40. Evaluation and testing
41. Vendor and tool landscape

More chapters

42. Build vs. buy
43. Governance operating model
44. Roles and responsibilities
45. 30-day plan
46. 60-day plan
47. 90-day plan
48. Six-month roadmap
49. Change management and training
50. KPI dashboard and ROI
51. Industry adaptation
52. Support AI launch checklist
53. Contact us

WHY SUPPORT AI NOW

Executive summary

AI is becoming a practical operating layer for support. Used well, it shortens response times, improves consistency, makes knowledge reusable, reduces repetitive effort, and gives leaders better visibility into service quality.

- Support AI works best when it combines knowledge, workflow, and clear human review.
- The first goal is not autonomy; it is better speed, better quality, and less manual noise.
- Most organizations should start with agent-assist, knowledge search, summaries, and reply drafting.
- Governance matters from day one: private data, customer commitments, and brand tone must be protected.

Start here

- Choose 3–5 high-volume support workflows.
- Baseline current metrics before piloting AI.
- Define where humans must approve or edit.

Watchouts

- Do not deploy AI without trusted knowledge sources.
- Avoid measuring only volume; measure quality and resolution too.
- Do not let AI promise policy or delivery terms without controls.

The support-AI value path

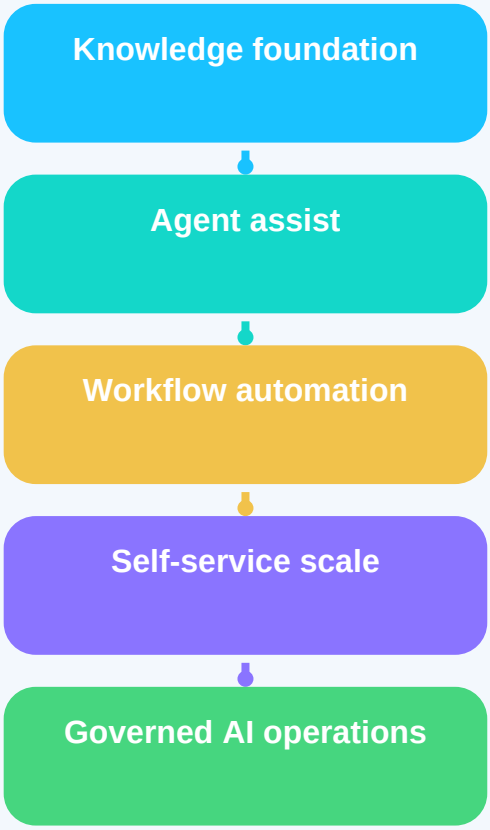

MATURITY ROADMAP

Support AI maturity model

Support teams usually evolve through five predictable levels. The objective is to move deliberately from exploration to governed automation instead of trying to jump directly to autonomous agents.

- Each level builds on the previous one: content, context, process, controls, and measurement.
- Level 1 and 2 prove value quickly; Level 3 standardizes; Level 4 automates; Level 5 adds agentic behavior with strict boundaries.
- You do not need every channel to be equally mature to progress.

Start here

- Assess your current state honestly.
- Pick one service queue for the pilot.
- Agree the next maturity milestone for the next 90 days.

Watchouts

- Do not confuse experimentation with maturity.
- Do not automate broken processes.
- Do not skip audit, logging, or testing.

Five levels of maturity

1. Explore
Ad hoc usage, simple drafting, and small experiments.

2. Assist
Knowledge search, ticket summaries, and guided reply drafting.

3. Standardize
Playbooks, templates, approved prompts, and repeatable workflows.

4. Automate
Triage, routing, self-service, and background workflow automation.

5. Agentic
Governed agents perform bounded actions with approvals and logs.

FUNCTION MAP

Where AI fits in support

AI can improve almost every part of support, but different use cases carry different levels of risk. The common pattern is simple: answer, guide, prioritize, automate, and learn.

- Frontline support uses AI for search, drafting, summaries, translation, and next-best-action guidance.
- Operations teams use AI for queue monitoring, trend detection, forecasting, and staffing insight.
- Knowledge teams use AI for content generation, tagging, gap analysis, and article improvement.
- Leaders use AI for dashboards, risk alerts, root-cause analysis, and quality coaching.

Start here

- Map each support role to 2–3 high-value AI tasks.
- Separate customer-facing outputs from internal assistive tasks.
- Prioritize low-risk, repetitive use cases first.

Watchouts

- Not every use case should be exposed to customers immediately.
- Escalation rules still need human owners.
- AI cannot replace product, policy, or empathy decisions.

Support function coverage

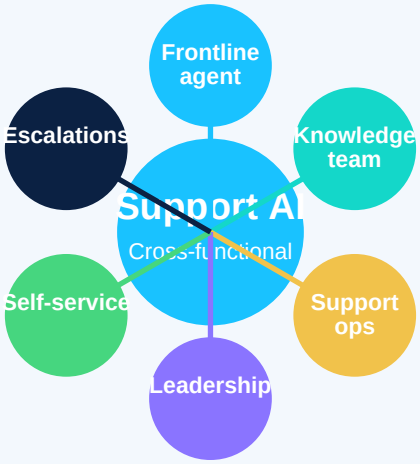

HUMANS + AI

Support operating model

The most successful support environments treat AI as an operating capability, not just a chatbot. Humans remain accountable while AI accelerates preparation, retrieval, drafting, and routine decisions.

- Human agents own judgment, empathy, exceptions, and final accountability.
- AI owns retrieval, summarization, classification, suggestions, and repetitive orchestration.
- Managers own policies, measurements, guardrails, and training loops.
- A simple human-in-the-loop model keeps risk low and learning fast.

Start here

- Document what AI is allowed to do.
- Specify approval points by queue and risk.
- Train managers to review both outputs and process metrics.

Watchouts

- If humans blindly accept AI, quality drops.
- If AI has no clear ownership, adoption stalls.
- Approval logic should be simple and explicit.

A practical operating model

JOURNEY MAP

Support channels and workflows

Most support teams handle a mix of email, chat, voice, portals, and internal requests. AI should support the full journey from intake to resolution, not just the response itself.

- Common workflow stages are intake, identify, retrieve context, draft, resolve, document, learn.
- The same knowledge and policy layer should serve all channels.
- Escalation, translation, and handoff quality are often the biggest improvement opportunities.
- Internal support can benefit as much as customer support.

Start here

- Write down your core support journey end to end.
- Mark which steps are repetitive, manual, and knowledge-heavy.
- Select one shared knowledge model for all channels.

Watchouts

- Avoid separate AI tools per channel without integration.
- Keep customer history available to agents.
- Do not overlook internal support queues.

Common support journey

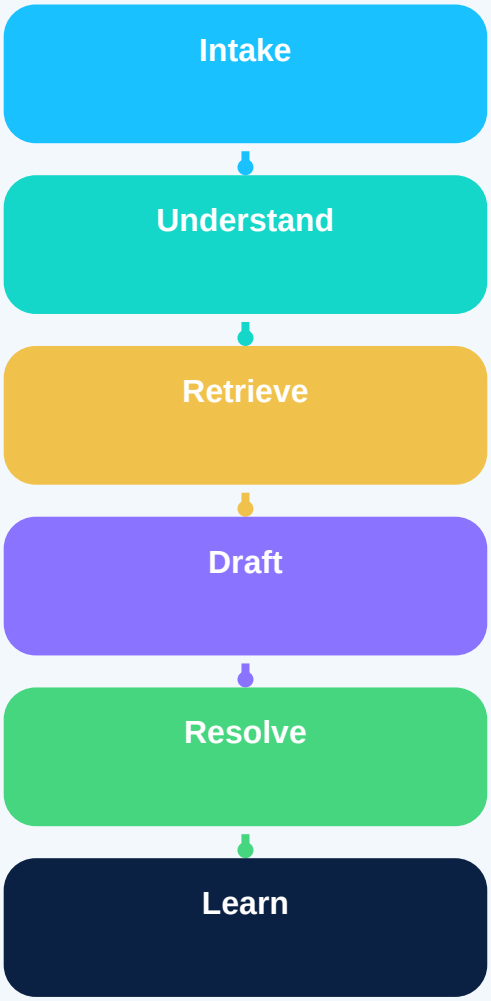

FOUNDATIONS BEFORE

Readiness assessment

Before using AI broadly, support leaders should assess process clarity, content quality, system access, governance, and change readiness. AI performs best where support operations are already defined.

- Good readiness means clear service categories, documented policies, measurable SLAs, and accessible knowledge.
- Weak readiness shows up as inconsistent answers, poor article hygiene, and fragmented systems.
- A readiness review reduces wasted pilots and unrealistic expectations.

Start here

- Review channels, knowledge sources, data privacy, and integration points.
- Score your readiness on people, process, data, and tools.
- Fix critical blockers before scaling.

Watchouts

- Pilots fail when they rely on poor data.
- Do not ignore agent trust and change resistance.
- Integration effort is often larger than model effort.

Readiness dimensions

People
4/5
Roles, sponsorship, training, and adoption readiness.

Process
3/5
Documented workflows, SLAs, and escalation

Data
3/5
Knowledge quality, ticket history, and source trust.

Tools
4/5
CRM/helpdesk, chat, telephony, analytics, and APIs.

WHAT GOOD LOOKS LIK

Readiness scorecard

A scorecard helps you distinguish between promising ambition and practical readiness. Use it to decide whether you should start with a small agent-assist pilot or a broader support transformation.

- Score each area from 1 to 5: sponsorship, knowledge quality, workflow clarity, security, analytics, and change capacity.
- A team can still start if one or two areas are weak, but it should keep the first use cases narrow.
- The score matters less than the honest conversation it creates.

Start here

- Capture evidence for each score.
- Write down remediation actions for every area under 3.
- Reassess every 30–60 days during rollout.

Watchouts

- Do not inflate scores to justify a pilot.
- Use the scorecard as a planning tool, not a gatekeeping exercise.
- Revisit scores after new integrations or policy changes.

Scorecard view

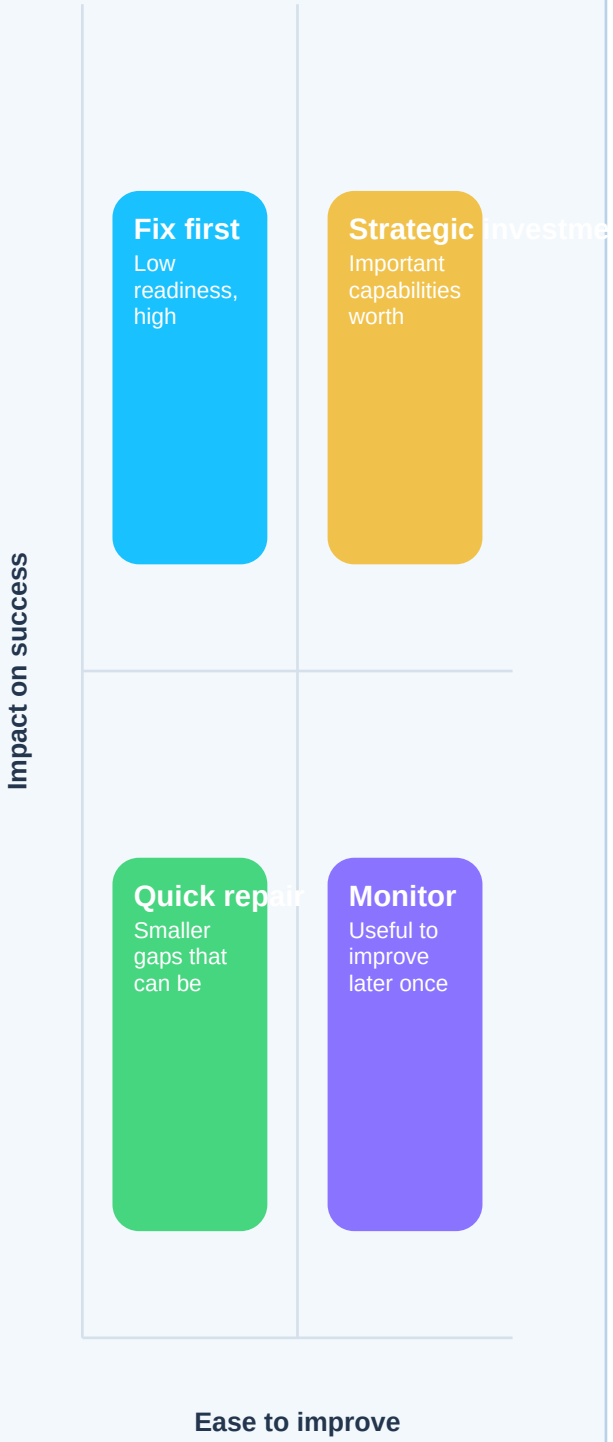

GROUNDING THE AI

Data and knowledge foundation

Support AI is only as good as the information it can trust. The strongest programs treat knowledge as an operational asset, not a document repository.

- High-value knowledge includes product docs, SOPs, policies, known issues, release notes, pricing rules, and escalation playbooks.
- Ticket history can improve context, but only after it is cleaned and tagged well.
- Source ranking matters: approved policy should outrank old ticket replies.

Start here

- Build an approved source list.
- Define content owners and freshness rules.
- Tag sources by audience, product, version, and sensitivity.

Watchouts

- Unmaintained content causes hallucinations and contradictions.
- Archived or outdated content should be clearly marked.
- Private customer data should not be mixed casually into public knowledge flows.

Trusted sources

Analytics and signals
CSAT, sentiment, backlog, defects, and escalation trends.

Customer and ticket context
Case history, plans, entitlements, and prior interactions.

Product and service knowledge
Guides, FAQs, known issues, release notes, and how-to docs.

Approved policy & SOPs
Most authoritative source for answers and commitments.

FROM RAW CONTENT T

Knowledge lifecycle

To answer with confidence, AI needs a content lifecycle: create, approve, publish, monitor, improve, and retire. This prevents AI from serving stale or conflicting answers.

- Content should have owners, review dates, product mappings, and approval status.
- AI can help draft and improve knowledge articles, but people should approve high-impact content.
- Search feedback, deflection, and agent usage should feed article improvement.

Start here

- Identify top 50 support topics.
- Create a review SLA for priority articles.
- Measure article usage and unsuccessful searches.

Watchouts

- Avoid publishing AI-generated articles without review.
- Do not hide content gaps; log them visibly.
- Retire duplicates and obsolete drafts.

Knowledge lifecycle

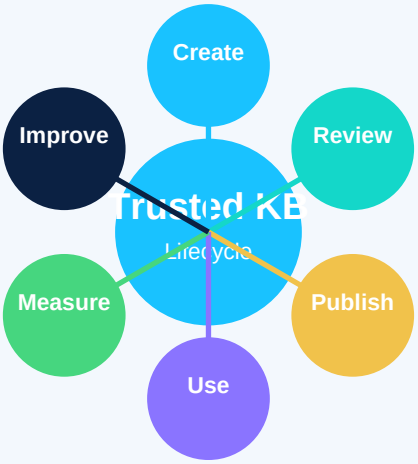

INTAKE QUALITY

14

Ticket taxonomy and triage

Good triage is one of the fastest paths to support improvement. AI can classify requests, extract key fields, identify urgency, and route work consistently.

- A stable taxonomy usually includes issue type, product, version, urgency, impact, channel, and customer segment.
- AI can suggest priority and owner using both content and workflow history.
- Structured intake improves downstream analytics and automation.

Start here

- Define your category tree before automating routing.
- Train AI on examples of correct routing and escalation.
- Review misrouted tickets weekly during rollout.

Watchouts

- Avoid too many categories.
- Urgency rules should be explicit and auditable.
- Sensitive issues such as safety or data incidents require strict escalation rules.

Triage flow

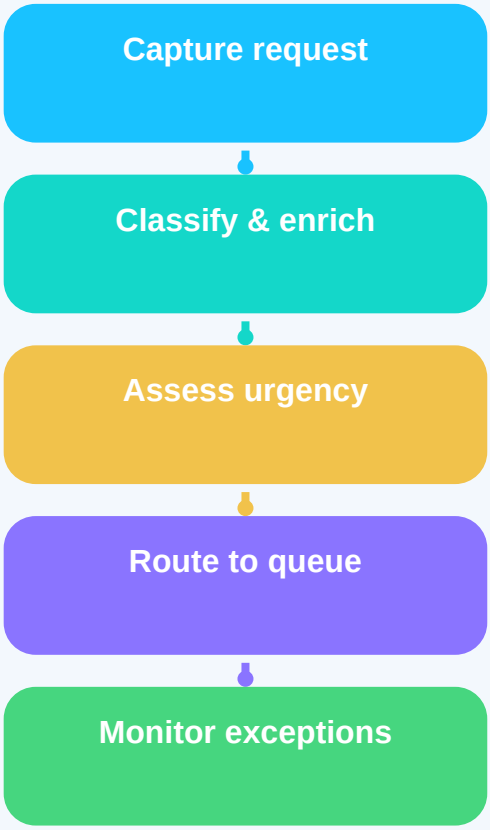

MEASURE THE RIGHT O

Metrics that matter

Support AI should improve outcomes, not just activity. Balance speed metrics with experience, quality, and operational measures.

- Core operational metrics include first response time, resolution time, backlog, deflection, reopen rate, and handle time.
- Quality metrics include adherence, accuracy, coaching outcomes, and knowledge usage.
- Experience metrics include CSAT, effort, sentiment, and escalation avoidance.

Start here

- Pick 5–8 north-star metrics for the pilot.
- Baseline performance before changes.
- Review metrics at team and queue level.

Watchouts

- Do not optimize handle time at the cost of resolution quality.
- Watch for hidden rework and escalations.
- Measure adoption of AI features by agents.

Balanced scorecard

FRT
-35%
Target reduction in first response time.

Resolution time
-20%
Target reduction with better retrieval and routing.

CSAT
+6 pts
Customer satisfaction improvement.

Deflection
+18%
Useful self-service resolution increase.

BEST PLACES TO STAR

Quick wins overview

Most support departments should begin with use cases that are high-volume, repetitive, and low-risk. The aim is to show value quickly while building trust in the operating model.

- The strongest quick wins are summaries, source-grounded search, reply drafts, internal knowledge, and triage.
- Choose workflows where AI saves time even if the final answer still needs human review.
- Quick wins should reduce friction for agents, not create more steps.

Start here

- Start with one queue, one team, one set of metrics.
- Pick one data owner and one operations owner.
- Run weekly reviews on adoption and quality.

Watchouts

- Avoid broad launches without tight feedback loops.
- Do not pilot too many tools at once.
- Keep the first prompt library small and clear.

Quick-win matrix

USE CASES

Answers with sources

Agent answers grounded in approved knowledge instead of memory.

- Retrieve relevant knowledge and policy excerpts.
- Draft a source-grounded answer with links or citations.
- Flag missing or conflicting content for knowledge owners.
- Recommend whether the issue can be self-served or needs human handling.

Start here

- Enable only approved sources for the pilot.
- Show the source article or snippet to the agent.
- Track unanswered questions as knowledge gaps.

Watchouts

- Do not let AI cite unapproved sources.
- Keep legal or policy-sensitive answers reviewable.
- Measure both speed and correctness.

How this use case flows

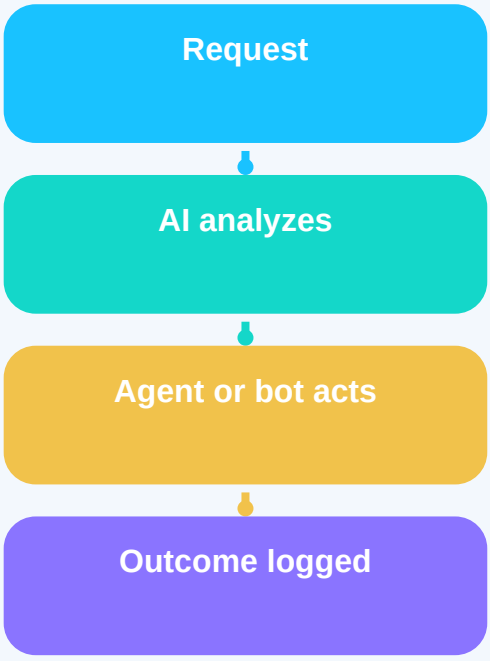

USE CASES

Knowledge search

AI helps agents find the right article, policy, or previous resolution faster.

- Understand the customer problem in plain language.
- Search across multiple repositories with better relevance.
- Summarize the most useful documents for the agent.
- Surface related incidents or known issues.

Start here

- Consolidate the top repositories first.
- Tune search using real support queries.
- Create a feedback button for useful / not useful results.

Watchouts

- Search without freshness rules can surface stale answers.
- Ranking must reflect source authority.
- Avoid exposing restricted content across roles.

How this use case flows

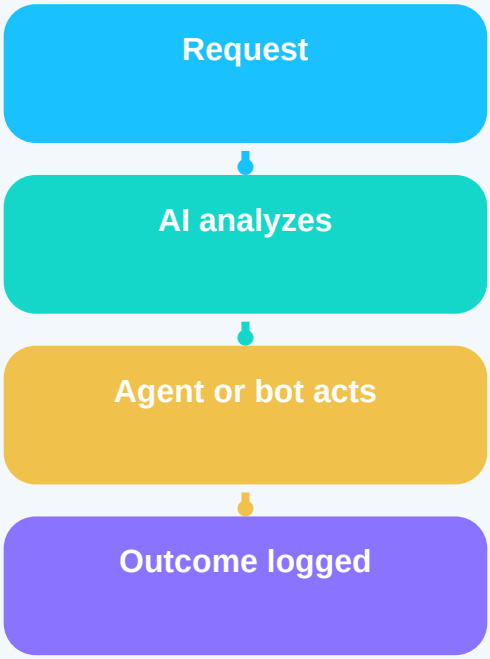

USE CASES

Reply drafting

AI drafts response options in the right tone, format, and policy boundaries.

- Create first drafts for email or chat.
- Personalize with ticket and account context.
- Translate or simplify content when needed.
- Offer short, standard, and detailed variations.

Start here

- Provide response templates and tone guidance.
- Require human review on sensitive replies.
- Separate internal notes from external text.

Watchouts

- Never allow AI to invent commitments.
- Keep policy language consistent.
- Review for empathy and clarity, not just grammar.

How this use case flows

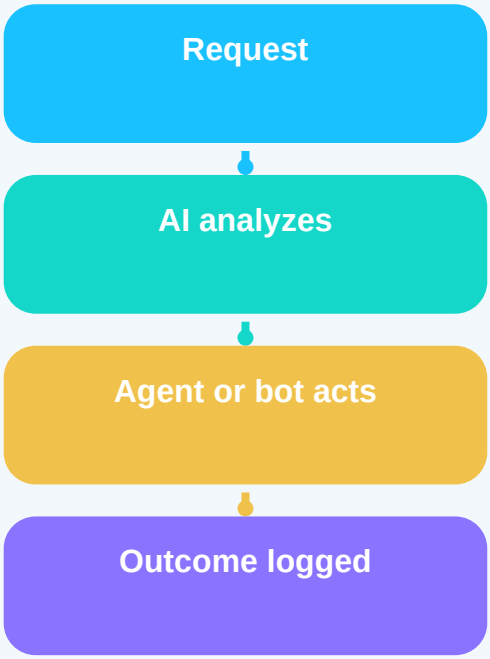

USE CASES

Triage and routing

AI classifies tickets, extracts fields, and recommends the best queue or owner.

- Predict issue type, product, and urgency.
- Auto-fill fields and tags.
- Recommend escalation based on impact and SLA.
- Flag ambiguous or multi-topic tickets.

Start here

- Start with recommendations before auto-routing.
- Create a simple exception queue.
- Review top misroutes weekly.

Watchouts

- Routing errors quickly erode trust.
- Hard-coded workflows still need clear ownership.
- Urgent or regulated issues need stronger controls.

How this use case flows

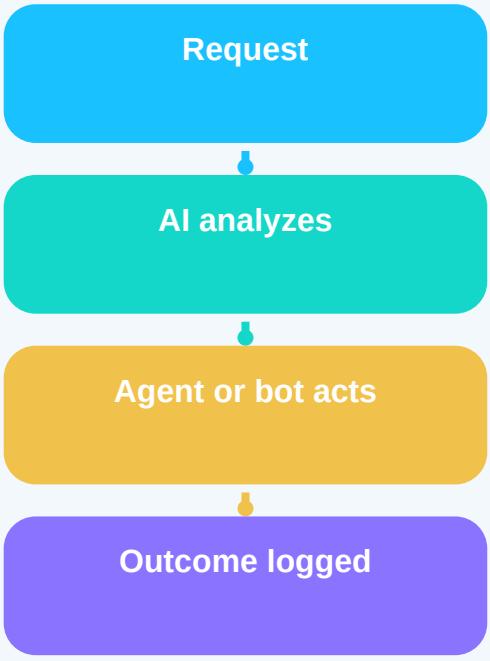

USE CASES

Summaries and handoffs

AI summarizes conversations and preserves context between agents or tiers.

- Summarize long chat or email threads.
- Create concise internal notes for handoffs.
- Extract commitments, blockers, and next steps.
- Turn calls into action items.

Start here

- Use a fixed summary template.
- Include customer impact, product, and status.
- Store summaries back into the case record.

Watchouts

- Summaries may miss nuance unless prompted well.
- Ensure private internal notes remain internal.
- Review structured fields for accuracy.

How this use case flows

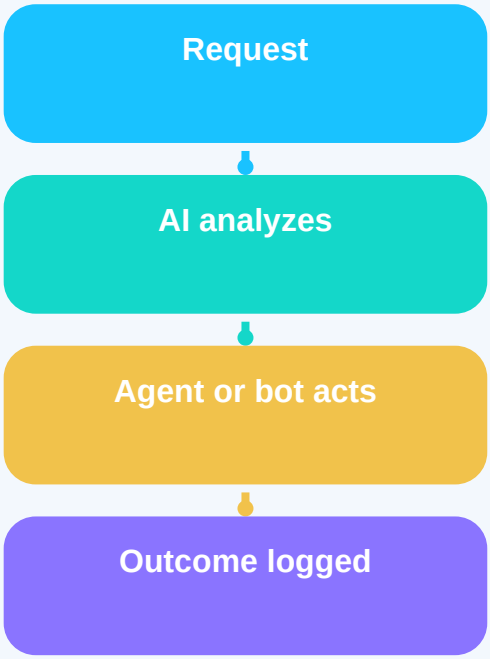

USE CASES

Agent assist during handling

Real-time or near-real-time assistance helps agents answer and navigate processes faster.

- Suggest knowledge while the agent types.
- Recommend the next troubleshooting step.
- Summarize previous case history.
- Offer escalation criteria and policy reminders.

Start here

- Begin with post-call or near-real-time assist if live assist is too complex.
- Pilot with experienced agents first.
- Collect agent feedback on usefulness.

Watchouts

- Too many suggestions can create noise.
- Latency matters in live channels.
- Agents still need discretion for empathy and judgement.

How this use case flows

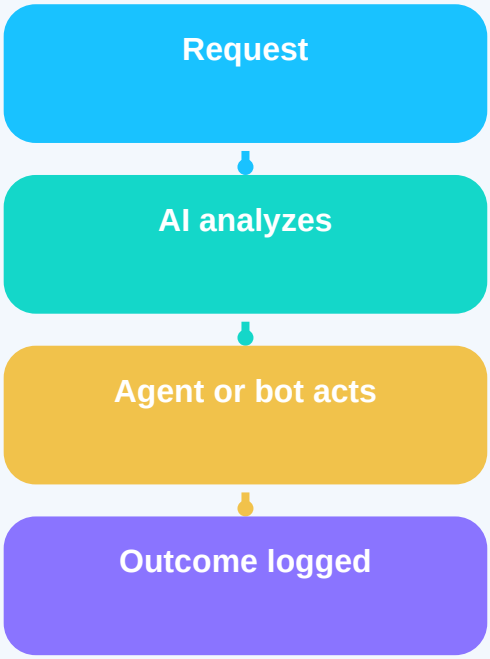

USE CASES

Self-service bot

Customer-facing assistants can resolve common issues, answer FAQs, and collect information.

- Handle repetitive issues 24/7.
- Guide customers through simple flows.
- Retrieve account or order context when allowed.
- Hand over to humans with full conversation context.

Start here

- Limit the bot to clear, bounded intents.
- Design clean escape-to-human options.
- Measure deflection and handoff quality together.

Watchouts

- Do not overpromise self-service coverage.
- Escalation routes must be fast.
- Sensitive customer actions require verification and security controls.

How this use case flows

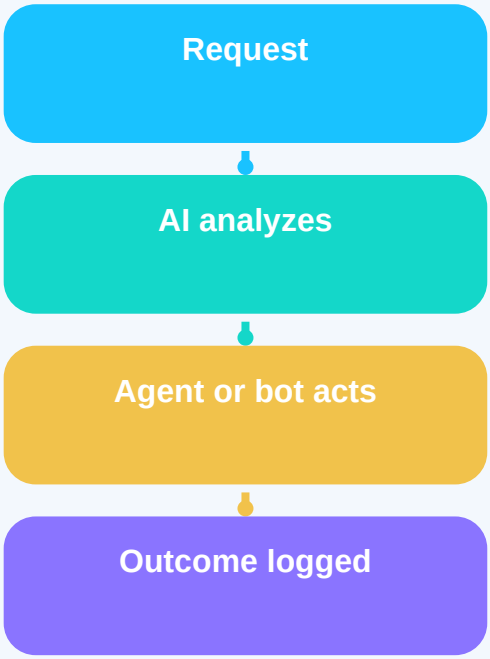

USE CASES

Email support

AI improves consistency and turnaround for inbox-based support teams.

- Summarize long emails.
- Draft responses and subject lines.
- Translate multilingual messages.
- Tag cases and pull relevant case history.

Start here

- Focus on the top inbound email categories.
- Use response templates for consistency.
- Track reduction in handling time and first response time.

Watchouts

- Check attachments and context carefully.
- Avoid sending AI text without review early on.
- Be careful with confidentiality in forwarded threads.

How this use case flows

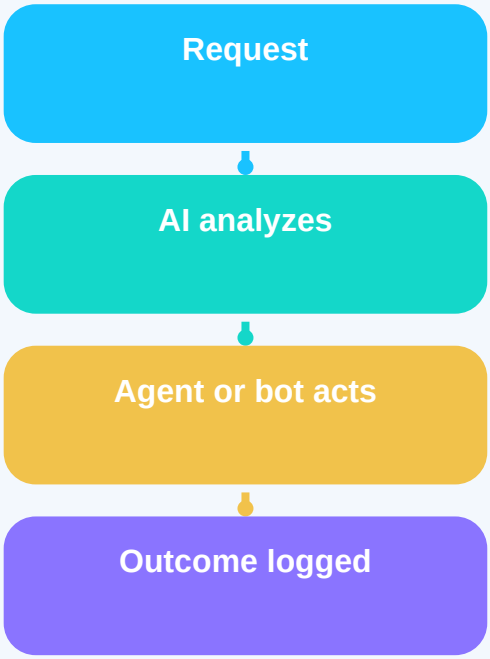

USE CASES

Live chat support

AI helps chat teams move faster while keeping context and tone consistent.

- Suggest replies in real time.
- Recommend troubleshooting steps.
- Route to the right queue quickly.
- Capture summaries automatically after the chat.

Start here

- Start with agent-assist before autonomous responses.
- Tune prompts for brevity and tone.
- Make escalation commands simple.

Watchouts

- Fast channels amplify mistakes quickly.
- Keep responses concise.
- Avoid over-automation on emotionally sensitive issues.

How this use case flows

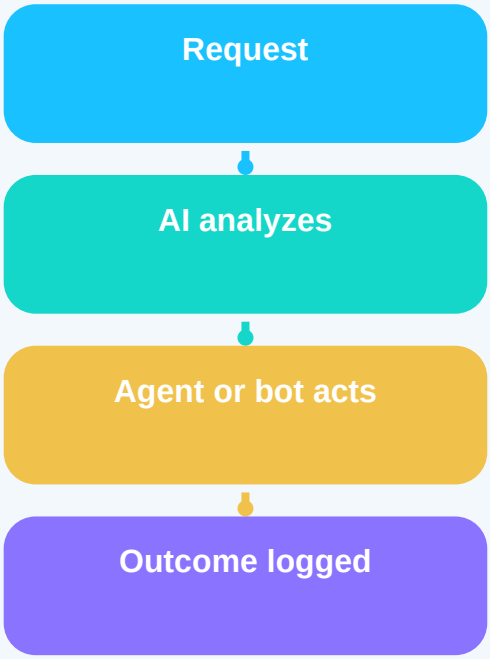

USE CASES

Voice and call support

AI can transcribe calls, summarize outcomes, and support after-call work.

- Generate call notes and dispositions.
- Detect intent, sentiment, and repeat contacts.
- Surface scripts or KB articles during or after the call.
- Support QA review and coaching.

Start here

- Start with post-call summarization.
- Validate transcription quality by accent and environment.
- Feed action items to ticketing systems.

Watchouts

- Speech quality varies by environment.
- Consent and call-recording rules must be followed.
- Real-time assist requires low latency and careful evaluation.

How this use case flows

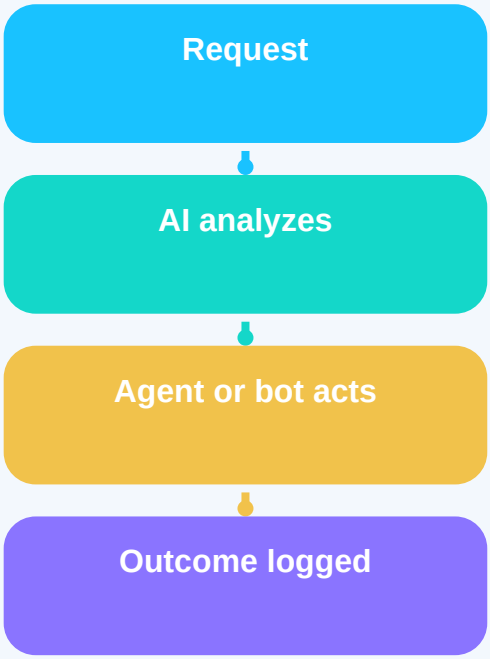

USE CASES

Internal IT/help desk

Support AI is powerful for employee service desks and shared-services support.

- Answer internal policy and process questions.
- Assist with account, device, access, and common troubleshooting issues.
- Draft internal replies and knowledge articles.
- Route requests to the right internal owner.

Start here

- Start with a knowledge-backed internal assistant.
- Separate HR, IT, and finance access carefully.
- Use SSO and role-based permissions.

Watchouts

- Internal support often contains sensitive data.
- Do not let one assistant access everything.
- Approval policies must reflect internal risk.

How this use case flows

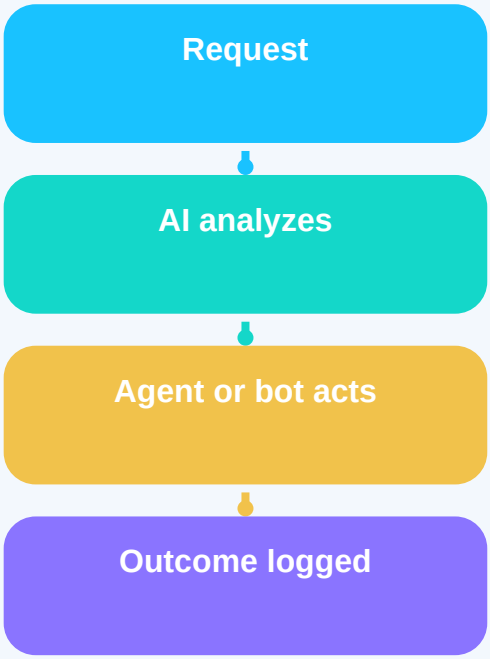

USE CASES

Escalation management

AI can spot risk earlier and package escalations better for specialists.

- Detect repeated contact, sentiment, or SLA risk.
- Suggest escalation level and owner.
- Assemble a clean escalation summary.
- Identify systemic issue patterns across queues.

Start here

- Define escalation triggers clearly.
- Use AI to prepare specialists, not replace them.
- Log root cause and outcomes.

Watchouts

- Missed escalations damage trust.
- High-risk cases need conservative thresholds.
- Keep escalation accountability with managers.

How this use case flows

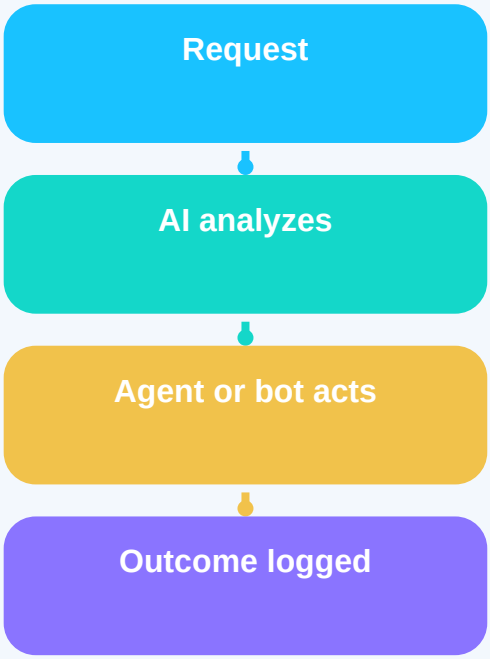

USE CASES

QA and coaching

AI can analyze interactions at scale and help coaches focus on what matters.

- Score interactions against rubrics.
- Spot recurring misses in process or tone.
- Build coaching clips or examples.
- Detect policy drift or knowledge gaps.

Start here

- Start with a small QA rubric.
- Use AI suggestions to assist reviewers, not replace them instantly.
- Review low-score clusters each week.

Watchouts

- Calibration between human and AI scoring is critical.
- Explain scores clearly to agents.
- Do not let QA feel punitive; make it developmental.

How this use case flows

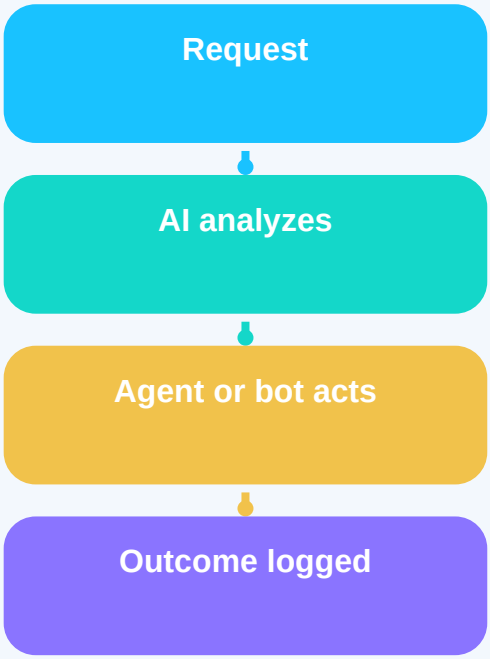

USE CASES

Workforce planning

AI supports staffing and demand planning by surfacing patterns and forecasting volumes.

- Forecast demand by queue and issue type.
- Highlight spikes by incident or release.
- Estimate staffing impact from automation or self-service.
- Support intraday decisions with real signals.

Start here

- Start with simple trend analysis.
- Connect queue metrics to business events.
- Review forecast error regularly.

Watchouts

- Forecasting is only as good as data quality.
- Big changes can shift patterns suddenly.
- Keep human judgment in planning decisions.

How this use case flows

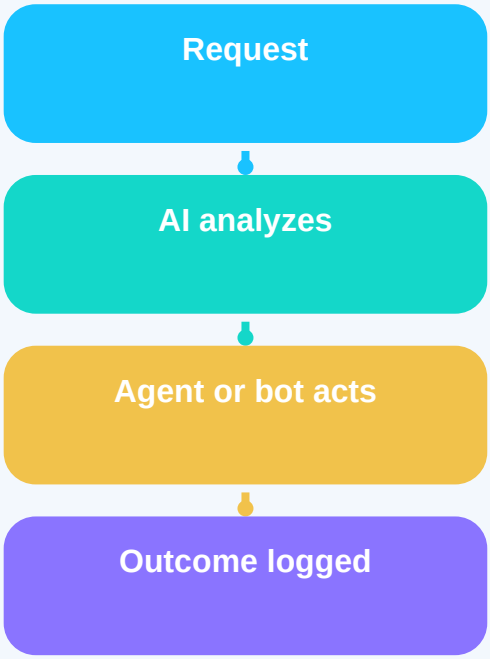

USE CASES

Insights and analytics

AI helps support leaders understand trends faster and act with context.

- Summarize trends across tickets and channels.
- Cluster root causes and recurring pain points.
- Surface product, process, or policy issues.
- Turn unstructured interactions into useful intelligence.

Start here

- Pick a few recurring business questions.
- Build dashboards with narrative summaries.
- Share insight outputs beyond support when relevant.

Watchouts

- Do not confuse correlation with cause.
- Use human review before broadcasting major conclusions.
- Protect customer privacy in analytics views.

How this use case flows

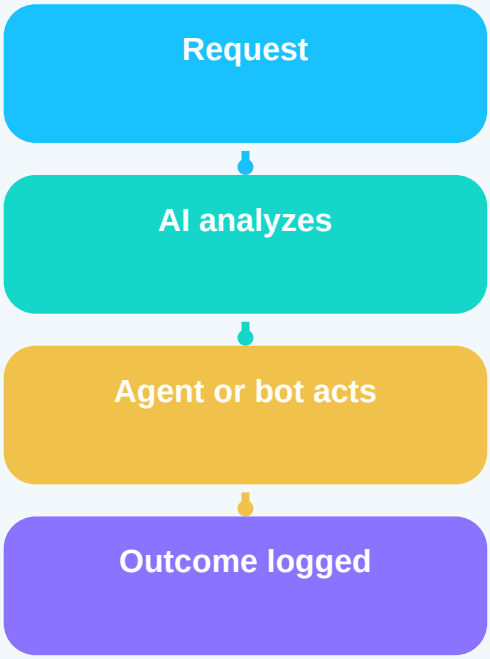

PRIORITIZE SYSTEMATI

Automation opportunities matrix

Not every support task should be automated. The best candidates are repetitive, rules-based, high-volume, and easy to verify. Use a matrix to prioritize what moves from assist to automation.

- High-volume triage, tagging, enrichment, notifications, summaries, and article suggestions are strong candidates.
- Complex exception handling and sensitive customer commitments usually stay assistive longer.
- Every automation should have an owner, metrics, rollback, and audit trail.

Start here

- List 20 support tasks and score them.
- Automate low-risk background tasks first.
- Add approval checkpoints for medium-risk actions.

Watchouts

- If a task is hard to test, automate cautiously.
- Do not hide failures; create exception queues.
- Every automated flow needs manual override.

Prioritization grid

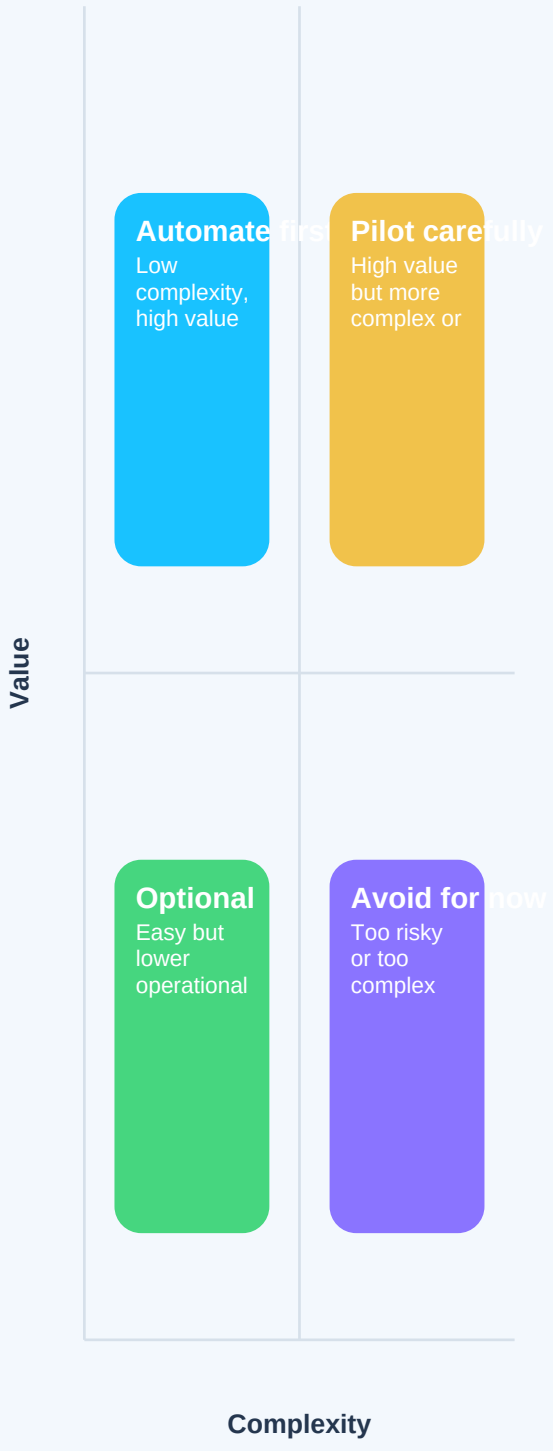

REFERENCE BLUEPRINT

AI architecture for support

A practical support-AI architecture usually connects channels and service systems to a governed AI layer, grounded knowledge, orchestration, and measurement.

- Key components include ticketing/helpdesk, CRM or account context, knowledge sources, conversation data, identity, analytics, and workflow orchestration.
- Model choice matters, but orchestration, retrieval, and guardrails usually matter more operationally.
- Design for logs, role-based access, and system-of-record updates from the start.

Start here

- Sketch your current systems and data flows.
- Start with one orchestration layer.
- Keep helpdesk or CRM as the system of record.

Watchouts

- Avoid isolated point tools that cannot share context.
- Do not store secrets in prompts.
- Verify how each tool handles retention and model training.

Reference architecture

Controls & audit
RBAC, privacy, approvals, logs, quality checks, analytics.

AI orchestration
Retrieval, prompting, summarization, classification, workflows.

Context & knowledge
Customer data, KB, SOPs, product docs, entitlement rules.

Channels & intake
Email, chat, voice, forms, portal, internal requests.

CONNECT THE STACK

Integration map

Integration is where many support AI programs either scale or stall. The right map identifies where data enters, where context is assembled, where outputs go, and who owns each connection.

- Typical systems include helpdesk platforms, CRM, telephony, chat, documentation tools, analytics, and identity.
- Outputs should usually write back to the helpdesk, CRM, or knowledge system rather than live in a separate black box.
- API limits, latency, and permissions must be considered early.

Start here

- List every system involved in support.
- Label each connection as read, write, or read/write.
- Define the system of record for cases, customers, and knowledge.

Watchouts

- Do not duplicate customer data without need.
- Weak identity design creates privacy risk.
- Write-back errors should be monitored visibly.

System map

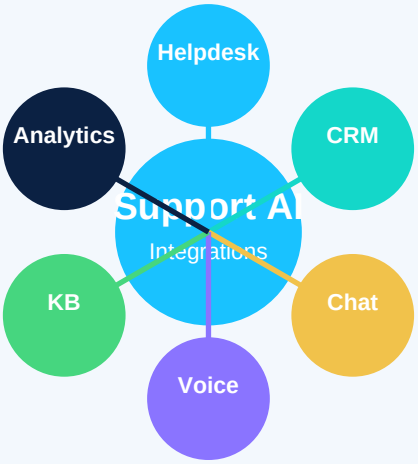

MAKE PROMPTING OPE

Prompting fundamentals

Good support prompting is less about clever wording and more about structure, context, boundaries, and expected output. Operational prompts should be simple, reusable, and tested.

- State the role, objective, approved sources, customer context, policy rules, and expected answer format.
- Prompts should separate instructions from retrieved content and customer input.
- Templates work better than free-form prompting for teams.

Start here

- Create 5–10 approved prompt templates.
- Include what the AI must not do.
- Test prompts on easy, medium, and edge cases.

Watchouts

- Prompts without context produce generic outputs.
- Do not mix confidential instructions into user-visible text.
- Avoid giant prompts when retrieval can provide focused context.

Prompt formula

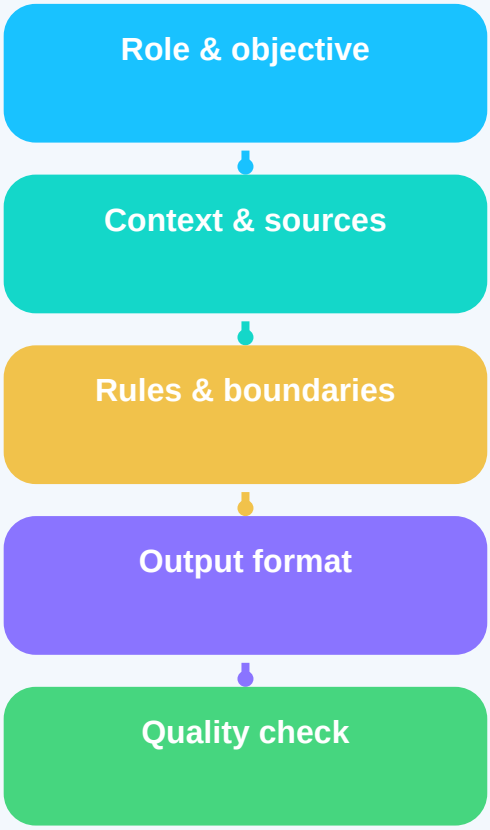

REUSABLE TEMPLATES

Prompt library

A shared prompt library speeds adoption and improves consistency. Each prompt should state when to use it, the required inputs, and the expected output.

- Useful support prompt categories include summarize, classify, draft response, knowledge search, translation, coaching, and trend analysis.
- Treat prompts like operational assets with owners and version history.
- Store examples of strong outputs and common failure modes.

Start here

- Create prompt cards with purpose, inputs, and sample outputs.
- Version prompts when rules or products change.
- Retire prompts that no longer add value.

Watchouts

- Too many prompts overwhelm teams.
- Review prompts after policy or product changes.
- Separate customer-facing and internal prompts clearly.

Prompt categories

Summarize
7
Case summaries, handoffs, and notes.

Draft
8
Email, chat, and explanation drafts.

Classify
5
Categories, urgency, and routing.

Analyze
6
Trend, QA, and insight prompts.

A REPEATABLE PATTERN

Workflow template

Most support AI workflows follow a repeatable pattern: trigger, gather context, reason, act, record, and review. Use a standard template so teams can scale faster without reinventing every flow.

- A workflow template clarifies the trigger, inputs, system actions, approvals, outputs, and failure handling.
- Using one pattern across flows makes governance easier.
- Document both the happy path and the exception path.

Start here

- Create a one-page workflow template.
- Use it for every pilot and automation.
- Keep exception handling visible.

Watchouts

- Do not hide failure states.
- Every workflow needs an owner.
- Review the workflow whenever upstream systems change.

Standard workflow

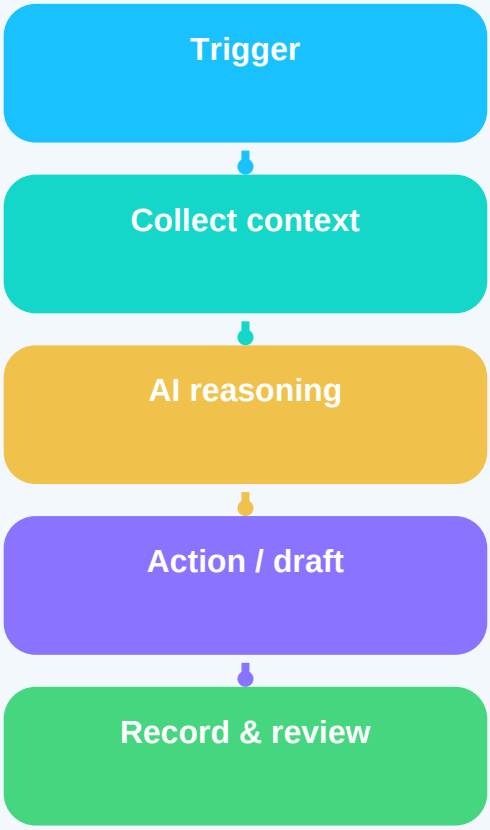

CONTROL THE BLAST R

Risk categories and human approval

A simple risk framework keeps support AI safe. Classify actions by risk and tie each class to the required level of human review.

- Green actions are low-risk: summarizing, tagging, internal suggestions, and knowledge retrieval.
- Amber actions are medium-risk: external draft responses, suggested routing, and standard customer guidance.
- Red actions are high-risk: refunds, policy exceptions, legal commitments, account changes, or safety-related advice.

Start here

- Write approval rules in plain language.
- Put red actions behind explicit human approval.
- Audit a sample of green actions too.

Watchouts

- If teams do not understand the tiers, the system will not be trusted.
- Reassess action risk when products or policies change.
- High-risk queues need conservative defaults.

Three-tier control model

Green: Automate / allow by default
Summaries, notes, tags, knowledge suggestions, translations.

Amber: Review strongly recommended
Customer-facing drafts, standard troubleshooting, routing recommendations.

Red: Human approval required
Refunds, legal or safety advice, account changes, policy exceptions.

PROTECT TRUST

Privacy, security, and compliance

Support teams often handle personally identifiable information, customer secrets, financial details, or regulated data. AI adoption must align with privacy, security, and applicable compliance requirements.

- Use business-grade AI environments with clear contractual and retention controls.
- Apply least privilege so users and agents only access what they need.
- Classify content and define which data types may be used in which workflows.
- Keep customer consent, audit, and regional data requirements in mind.

Start here

- Write an AI usage policy for support.
- Mask or minimize sensitive data where possible.
- Review vendor security posture before rollout.

Watchouts

- Do not paste customer secrets into unmanaged tools.
- Shared prompts can leak sensitive context if poorly designed.
- Monitor access logs and data movement.

Control checklist

Least privilege
Required
Role-based access for users, prompts, and connectors.

Data handling
Defined
Retention, masking, PII rules, and region controls.

Auditability
Mandatory
Logs of access, actions, and workflow outcomes.

Vendor review
Mandatory
Security, privacy, compliance, and contractual checks.

PREVENT WRONG ANSW

Hallucination controls

Support hallucinations are expensive because they create customer friction, rework, and sometimes regulatory or contractual risk. The solution is not fear; it is design discipline.

- Ground outputs in trusted sources and clearly separate unsupported cases.
- Ask the AI to state uncertainty or escalate when evidence is missing.
- Constrain external answers using approved templates and decision rules.
- Test edge cases where the model is likely to overconfidently improvise.

Start here

- Use “answer only from approved sources” for factual tasks.
- Provide a fallback response when sources are insufficient.
- Measure incorrect answer rate alongside helpfulness.

Watchouts

- Never let the model “fill in” policy or entitlement gaps.
- Generic web knowledge should not outrank approved support knowledge.
- Do not hide uncertainty from agents or customers.

Anti-hallucination pattern

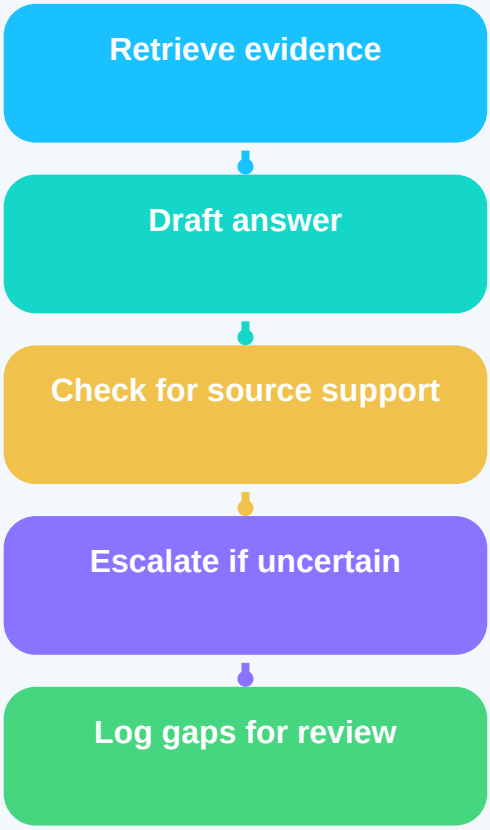

MEASURE BEFORE SCA

Evaluation and testing

Evaluation should happen before rollout and continuously after launch. Testing should cover quality, safety, relevance, speed, and operational fit.

- Use a test set with common cases, uncommon cases, and edge cases.
- Include multilingual, emotional, ambiguous, and high-risk examples when relevant.
- Track both human judgment and measurable outputs such as route accuracy or summary completeness.

Start here

- Create a benchmark set for each major use case.
- Run manual review before enabling broader use.
- Retest after prompt or data changes.

Watchouts

- Demo success is not the same as production success.
- Do not rely on one-off examples.
- Treat model or prompt changes like release events.

Evaluation dimensions

Relevance
High
Does the output match the real support need?

Correctness
High
Is the answer supported and accurate?

Safety
Critical
Does it stay inside policy and privacy boundaries?

Operational fit
Critical
Does it actually help the team work faster and better?

WHAT TO EVALUATE

Vendor and tool landscape

There is no single “best” tool stack. The right mix depends on your helpdesk, channels, privacy requirements, and how much custom workflow logic you need.

- Common tool categories include general AI workspaces, helpdesk-native AI, search / RAG tools, workflow automation, QA platforms, and analytics.
- Many teams start with existing vendors, then add custom orchestration where they need more control.
- Evaluate tools by use-case fit, integration quality, security, and observability—not just demo polish.

Start here

- List which tools you already own.
- Define must-have integrations and data rules.
- Pilot two or three realistic options, not ten.

Watchouts

- Do not buy a tool because it does “everything.”
- Strong guardrails and integrations often matter more than model variety.
- Avoid overlapping tools that confuse agents.

Tool categories

Helpdesk-native AI
Zendesk AI • Freshdesk AI • Intercom Fin • ServiceNow AI

General AI workspaces
ChatGPT Team / Enterprise • Microsoft Copilot • Gemini Workspace

Workflow and orchestration
n8n • Zapier • Make • Custom orchestrators

Knowledge / analytics / QA
RAG platforms • Gong-like QA tools • BI dashboards • Custom analytics

CHOOSE DELIBERATEL

Build vs. buy

Some support teams can move quickly using platform-native AI. Others need custom orchestration because of domain complexity, workflow control, or privacy requirements. Most mature programs use a hybrid model.

- Buy when time-to-value, standard features, and native integration matter most.
- Build when your workflows, knowledge, approval logic, or policies are unique.
- A hybrid model uses packaged tools for common tasks and custom orchestration for differentiating flows.

Start here

- Define what must be differentiated.
- Estimate total ownership, not just license cost.
- Check how easy it is to add your own prompts and policies.

Watchouts

- Custom builds still need long-term owners.
- Packaged tools may limit observability or workflow control.
- Avoid rebuilding what is already good enough as a service.

Decision lens

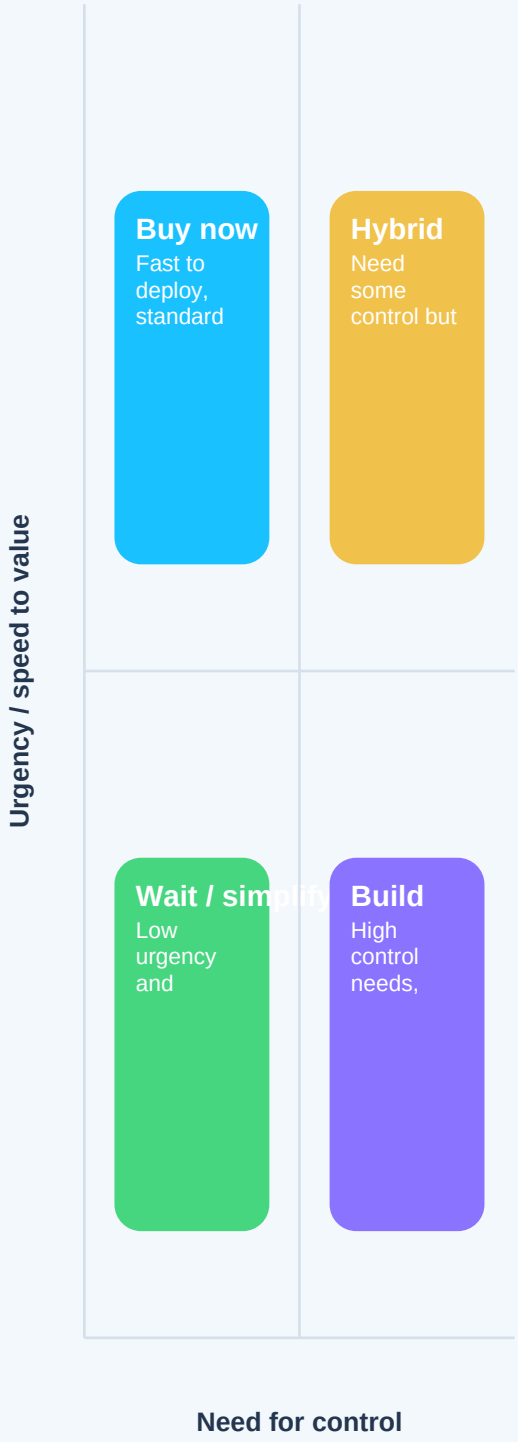

OWN THE SYSTEM

Governance operating model

Governance should feel like enablement, not bureaucracy. The aim is to make support AI safe, measurable, and easy to evolve.

- Governance includes policy, prompt ownership, source approval, model changes, analytics, and incident handling.
- A cross-functional steering group is often useful for larger rollouts.
- Support operations, security, legal/privacy, and IT typically all have roles.

Start here

- Define one accountable owner for the program.
- Create a lightweight change review for prompts and workflows.
- Log incidents and learnings centrally.

Watchouts

- If no team owns governance, drift begins quickly.
- Too much governance can slow adoption unnecessarily.
- Create clear review thresholds instead of reviewing everything equally.

Governance pillars

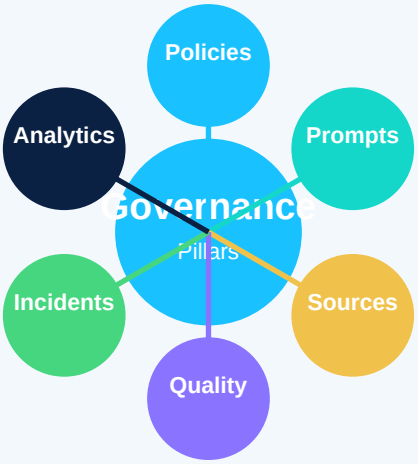

WHO DOES WHAT

Roles and responsibilities

AI in support becomes durable when ownership is clear. A small RACI-like model can prevent confusion and make improvement continuous.

- Support leadership sponsors outcomes and prioritization.
- Support operations owns workflow design, measurements, and adoption.
- Knowledge owners approve authoritative content.
- IT / security governs access, compliance, and technical controls.

Start here

- Document the owner of every major use case.
- Define how issues, model changes, and content changes are handled.
- Keep responsibility close to the operational teams.

Watchouts

- If ownership sits only with IT, adoption often stalls.
- If ownership sits only with frontline teams, governance may weaken.
- Create a simple review cadence.

Simple RACI

Activity	Leader	Ops	Knowledge	IT/Sec
Use-case prioritization	A	R	C	C
Prompt &	C	A/R	C	C
Source approval	C	C	A/R	C
Access &	C	C	C	A/R
Quality review	A	R	C	C

LAUNCH PHASE 1

30-day plan

The first 30 days should establish scope, owners, metrics, sources, and the first pilot workflow. Progress matters more than perfection.

- Pick one queue or support segment with enough volume and clear pain.
- Baseline current metrics and define target improvements.
- Assemble approved knowledge and choose the first assistive use case.
- Create pilot prompts, testing cases, and weekly review meetings.

Start here

- Confirm sponsor, owner, and pilot team.
- Enable logging, feedback, and quality review.
- Train pilot agents on the exact workflow.

Watchouts

- Do not boil the ocean in the first month.
- Avoid launching without metrics or a rollback plan.
- Keep the first pilot narrow and observable.

First 30 days

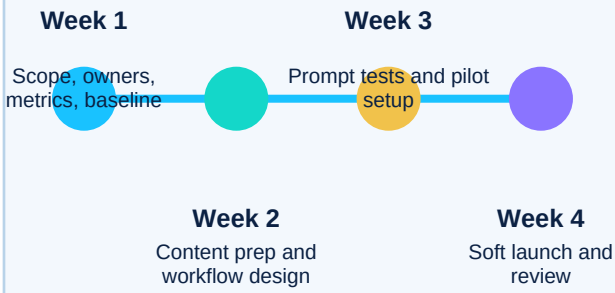

STABILIZE AND EXPAND

60-day plan

By day 60, the goal is to stabilize the pilot, fix friction points, and add one or two adjacent workflows or channels.

- Tune prompts and source ranking using real cases.
- Expand usage to more agents or a second queue if quality is stable.
- Introduce a lightweight dashboard for quality, speed, and adoption.
- Start documenting repeatable playbooks.

Start here

- Review the top failure modes and address them directly.
- Decide which second workflow to add next.
- Publish the first support AI playbook.

Watchouts

- Do not expand without quality evidence.
- Watch for agent confusion from changing tools or prompts.
- Maintain strict controls on sensitive workflows.

Days 31–60

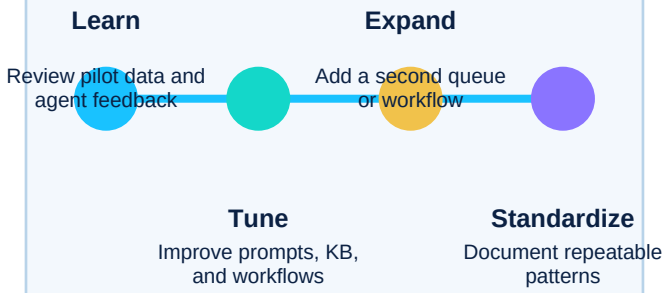

OPERATIONALIZE

90-day plan

By day 90, the aim is to move from “promising pilot” to “operational capability.” The team should know which use cases work, which controls are needed, and how to scale deliberately.

- Standardize the approved prompts, sources, roles, and review cadences.
- Add dashboards and training so the capability no longer depends on one champion.
- Decide which workflows remain assistive and which can move toward automation.

Start here

- Create a quarterly roadmap based on evidence.
- Define scale criteria for new teams or regions.
- Establish a permanent owner and budget view.

Watchouts

- Avoid celebrating before the process is repeatable.
- Do not skip incident and exception reviews.
- Continue measuring before and after every major change.

Days 61–90

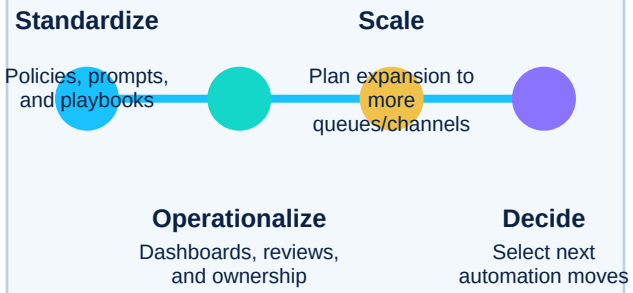

FROM ASSIST TO SCALE

Six-month roadmap

A six-month roadmap turns early wins into a support capability. By this point, many organizations can broaden channel coverage, add stronger automation, and make insights a management routine.

- Months 1–2 prove value in one queue.
- Months 3–4 standardize prompts, knowledge, and measurements.
- Months 5–6 expand use cases, automation, and leadership dashboards.

Start here

- Sequence by value and risk.
- Review investments against measurable improvements.
- Use every phase to improve knowledge quality.

Watchouts

- Do not expand faster than governance can keep up.
- Cross-team adoption requires training and communication.
- Beware fragmented prompt libraries and shadow tools.

Six-month view

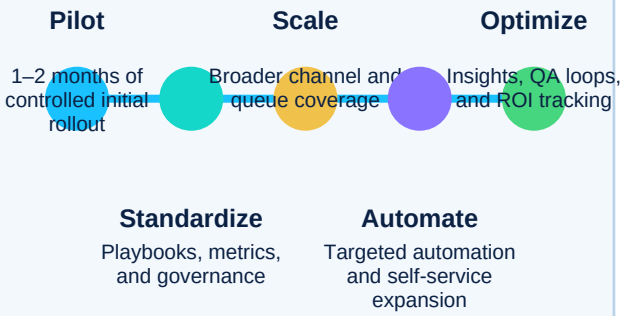

PEOPLE ADOPTION

Change management and training

Support AI succeeds when teams know how to use it, when to trust it, and when to override it. Training should be practical, not theoretical.

- Train agents on specific workflows, prompts, source usage, and failure handling.
- Train managers on coaching, monitoring, and quality review.
- Communicate that AI is there to reduce friction and improve service—not to remove accountability.

Start here

- Use short, role-based training modules.
- Share examples of good and poor AI usage.
- Create office hours for support teams.

Watchouts

- Fear or confusion reduces adoption.
- Overtraining without workflow relevance wastes time.
- Celebrate measured wins and learning, not hype.

Training pillars

Agents
Workflow
Search, draft, summarize, review, and escalate well.

Managers
Coaching
Review output quality, adoption, and process issues.

Ops
Optimizati
Tune prompts, workflows, and metrics.

Knowledge owners
Content qua
Approve, improve, and govern source content.

PROVE BUSINESS VALU

KPI dashboard and ROI

Leaders need a dashboard that translates AI activity into support outcomes and business value. A good dashboard shows operational improvement, quality, adoption, and financial impact.

- Measure time saved, response improvements, deflection, QA outcomes, and backlog change.
- Combine quantitative data with agent and customer feedback.
- Estimate ROI carefully: licenses, implementation, integration, and change costs matter too.

Start here

- Build a single executive summary dashboard.
- Track AI usage by team and workflow.
- Review ROI monthly rather than daily.

Watchouts

- Do not claim savings without real measurement.
- Value may show up as better service, not only headcount reduction.
- Track costs and benefits with the same discipline.

Example KPI dashboard

AI-assisted tickets
62%
Share of tickets touched by approved AI

Time saved
18 hrs/wk
Estimated agent time saved in pilot group.

CSAT impact
+5 pts
Change after support-AI workflow rollout.

Backlog change
-14%
Reduction in open aged tickets.

ONE PATTERN, DIFFERE

Industry adaptation

The support-AI pattern is broadly similar across industries, but the data, compliance, and escalation rules differ. Adaptation matters more than starting from zero.

- SaaS support emphasizes product troubleshooting, release notes, and ticket intelligence.
- Retail or e-commerce support emphasizes orders, returns, delivery, and account context.
- Healthcare, fintech, and other regulated sectors need stronger approval and privacy controls.
- Internal shared services often benefit from AI as much as external customer support.

Start here

- Pick examples and knowledge sources from your sector.
- Review risk tiers against your industry rules.
- Start with one business domain before broad enterprise rollout.

Watchouts

- Do not copy another industry's workflow blindly.
- Compliance requirements may change what can be automated.
- Escalation logic should reflect sector-specific risk.

Industry examples

SaaS / Technology
Troubleshooting • Release-note grounding • Bug triage • Usage questions

Retail / Commerce
Order status • Returns • Delivery delays • Customer account questions

Regulated sectors
Higher approval controls • PII handling • Strict source governance

Internal shared services
IT help desk • HR service desk • Procurement and admin support

FINAL TAKEAWAYS

Support AI launch checklist

If you remember only a few things from this ebook, remember this: start narrow, ground outputs in trusted knowledge, keep humans accountable, and measure outcomes continuously.

- Choose one workflow with high volume and low risk.
- Baseline current metrics before any pilot.
- Assemble approved knowledge and review the top gaps.
- Define green / amber / red actions.
- Set up logs, feedback, and weekly review.
- Train the pilot team on the exact workflow.
- Scale only after quality, safety, and adoption are proven.

Start here

- Use this checklist in your kickoff meeting.
- Keep the first 90 days evidence-based.
- Turn lessons learned into a repeatable playbook.

Watchouts

- Avoid hype-driven launches.
- Do not skip governance because a demo looked impressive.
- Small, measurable wins build lasting trust.

Launch checklist

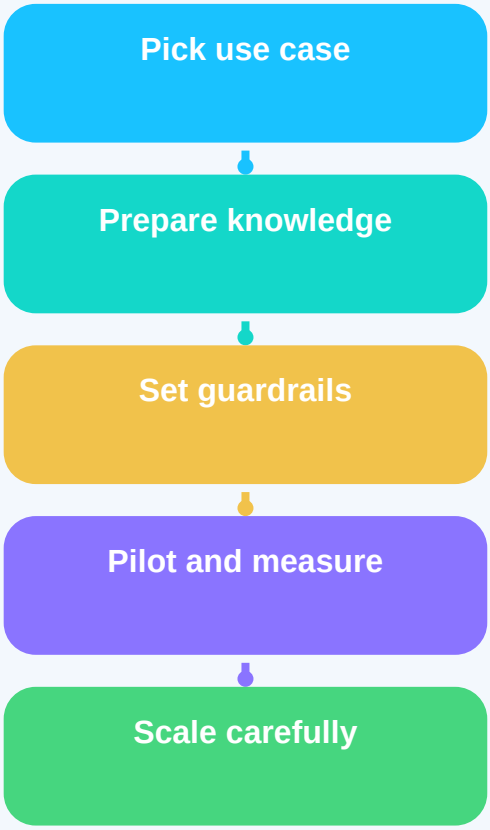

Inda Point
Technologies Private Limited

PEOPLE
IDEAS
AI
FOR A BRIGHTER
TOMORROW

CONTACT US

Let's get in touch

Ready to bring practical AI into your Support Department?

Talk to **IndaPoint Technologies Private Limited** about AI consulting, custom AI solutions, support automation, knowledge systems, and secure business AI adoption.

India
+91 9408707113

USA
+1 7192249719

Email
info@indapoint.com

Visit our website
www.indapoint.com

Contact us online
https://indapoint.com/contact-us

Book a consultation and transform your support operations.

Created by
IndaPoint Technologies Private Limited

Practical AI adoption, workflows, governance, and security for modern support teams.

www.indapoint.com