Inda Point
Technologies Private Limited

PEOPLE
IDEAS
AI
FOR A BRIGHTER
TOMORROW

EBOOK

AI for Operations Departments

From Zero to Expert

A practical visual guide for operations leaders, process owners, shared services teams, delivery teams, and business operations professionals across industries

Created by

IndaPoint Technologies Private Limited

Practical AI adoption, workflows, governance, and security for modern operations teams.

www.indapoint.com

Inda Point
Technologies Private Limited

PEOPLE
IDEAS
AI
FOR A BRIGHTER
TOMORROW

Front Matter

Disclaimer & Prologue

Disclaimer

This ebook is intended for educational and strategic guidance purposes only. AI tools, processes, operations controls, privacy, compliance, security practices, and workflow designs vary by industry, geography, and organizational context. Readers should validate operational, legal, privacy, compliance, and governance requirements before implementation. This publication does not constitute legal, regulatory, operational, or professional advice.

Prologue

AI is transforming operations across industries. Operations teams can automate repetitive tasks, detect exceptions earlier, reduce process delays, improve workflow visibility, and make better day-to-day decisions. This guide helps operations teams move from zero AI adoption to practical, secure, and governed use of AI in everyday operations.

Processes
Faster flow

Exceptions
Better focus

Automation
Less manual work

Visibility
Clearer insight

Decisions
Smarter action

Created by

IndaPoint Technologies Private Limited

GUIDE STRUCTURE

Contents

This ebook is designed as a practical roadmap for finance leaders, controllers, accountants, AP / AR teams, FP&A; professionals, shared-services teams, and CFO organizations moving from initial AI

Chapters

3. Contents
4. Executive summary
5. Operations AI maturity model
6. Where AI fits in operations
7. Operations operating model
8. Operations process map
9. Readiness assessment
10. Readiness scorecard
11. Data and process foundation
12. Process knowledge lifecycle
13. Exception taxonomy
14. Metrics that matter
15. Quick wins overview

More chapters

16. Process monitoring
17. Exception detection and triage
18. Workflow routing
19. Scheduling and resource planning
20. Inventory visibility
21. Demand and capacity planning
22. Procurement operations
23. Supplier performance
24. Logistics and shipment visibility
25. Warehouse operations
26. Manufacturing operations
27. Maintenance and asset operations
28. Quality operations

GUIDE STRUCTURE

Contents

This ebook is designed as a practical roadmap for finance leaders, controllers, accountants, AP / AR teams, FP&A; professionals, shared-services teams, and CFO organizations moving from initial AI

Chapters

29. Field service operations
30. Project and delivery operations
31. Shared services operations
32. Daily management and command center
33. Root-cause analysis support
34. Automation opportunities matrix
35. AI architecture for operations
36. Integration map
37. Prompting fundamentals
38. Prompt library
39. Workflow template
40. Risk categories and human approval
41. Privacy, security, and compliance

More chapters

42. Hallucination controls
43. Evaluation and testing
44. Vendor and tool landscape
45. Build vs. buy
46. Governance operating model
47. Roles and responsibilities
48. 30-day plan
49. 60-day plan
50. 90-day plan
51. Six-month roadmap
52. Change management and training
53. KPI dashboard and ROI
54. Industry adaptation
55. Operations AI launch checklist
56. Contact us

WHY OPERATIONS AI NOW

Executive summary

AI is becoming a practical operating layer for operations teams. Used well, it shortens cycle times, reduces repetitive coordination, detects exceptions earlier, improves visibility, and helps people focus on decisions instead of administrative noise.

- The first goal is not autonomy; it is better flow, faster decisions, and fewer avoidable exceptions.
- Operations AI works best when it combines process data, business rules, workflow, and human oversight.
- Most organizations should begin with assistive workflows: summaries, exception detection, classification, scheduling support, and process guidance.
- Governance matters from day one because operational actions can affect customers, suppliers, inventory, assets, and service delivery.

Start here

- Choose 3–5 high-volume operational workflows.
- Baseline cycle time, backlog, exception rate, and rework.
- Define which actions must stay human-approved.

Watchouts

- Do not automate broken processes.
- Do not let AI change critical operational records without controls.
- Measure quality and business outcomes, not just throughput.

The operations-AI value path

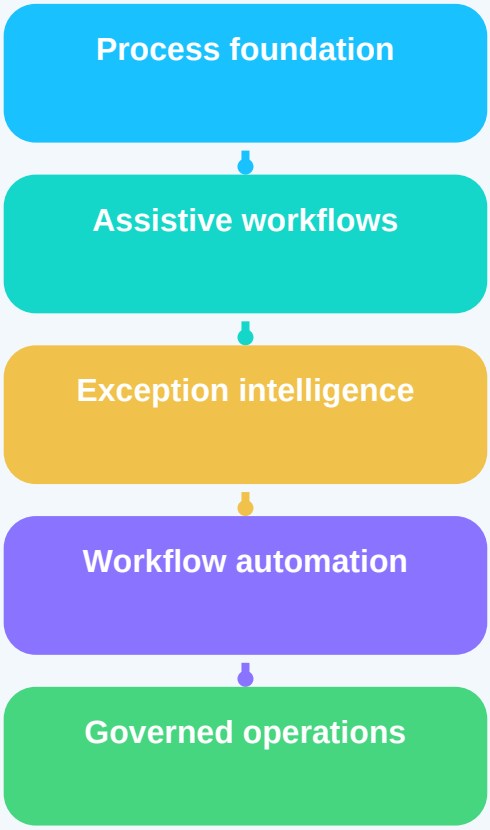

MATURITY ROADMAP

Operations AI maturity model

Operations teams usually evolve through five predictable levels. The aim is to move deliberately from isolated experiments to governed, measurable automation rather than jumping directly to autonomous agents.

- Level 1 and 2 prove value through assistance and visibility.
- Level 3 standardizes workflows, prompts, process rules, and measurements.
- Level 4 automates bounded tasks and exception routing. Level 5 adds agentic behavior with strict approvals and logs.
- Different functions - supply chain, service delivery, facilities, manufacturing, and shared services - may mature at different speeds.

Start here

- Assess current maturity by function.
- Pick one process for a pilot.
- Define the next maturity milestone for the next 90 days.

Watchouts

- Do not confuse access to AI tools with operational maturity.
- Automation without process ownership creates risk.
- Maturity must include auditability and exception handling.

Five levels of maturity

1. Explore
Ad hoc experiments, drafting, and small point solutions.

2. Assist
Summaries, search, classification, and analyst assistance.

3. Standardize
Approved workflows, prompts, process rules, and metrics.

4. Automate
Bounded automations such as routing, scheduling, alerts, and updates.

5. Agentic
Governed agents perform bounded operational actions with approvals and logs.

FUNCTION MAP

Where AI fits in operations

AI can support almost every operations function, but the use cases differ by process. Common patterns are observe, classify, prioritize, optimize, automate, and learn.

- Process operations use AI for task routing, status summaries, exception detection, and SLA monitoring.
- Supply chain and inventory teams use AI for demand signals, stock exceptions, supplier risk, and logistics visibility.
- Manufacturing and field operations use AI for maintenance, quality, scheduling, and issue triage.
- Operations leaders use AI for performance narratives, root-cause analysis, scenario support, and daily management insight.

Start here

- Map every operations role to 2–3 high-value AI tasks.
- Separate assistive tasks from action-taking tasks.
- Prioritize repetitive, rules-heavy work first.

Watchouts

- Not every operational action should be automated immediately.
- Safety, customer commitments, and regulated actions need stronger controls.
- Keep system-of-record ownership clear.

Operations function coverage

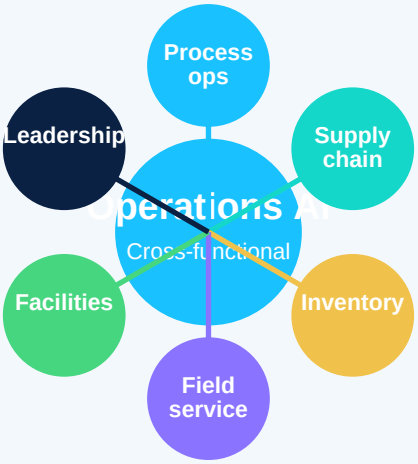

HUMANS + AI

Operations operating model

The strongest operations environments treat AI as an operating capability. Humans remain accountable for judgment, priorities, safety, approvals, and exceptions while AI accelerates preparation, monitoring, classification, and orchestration.

- Humans own trade-offs, escalation, policy interpretation, and final accountability.
- AI owns retrieval, summarization, pattern detection, classification, suggestions, and repetitive workflow steps.
- Managers own thresholds, controls, service levels, and improvement loops.
- A clear human-in-the-loop model keeps risk low while increasing speed.

Start here

- Document what AI can prepare, recommend, and execute.
- Specify approval points by workflow and risk.
- Train supervisors to review both output quality and operational effects.

Watchouts

- If people blindly accept AI, process quality can degrade.
- If AI has no explicit remit, adoption stalls.
- Simple approval rules are better than vague governance.

A practical operating model

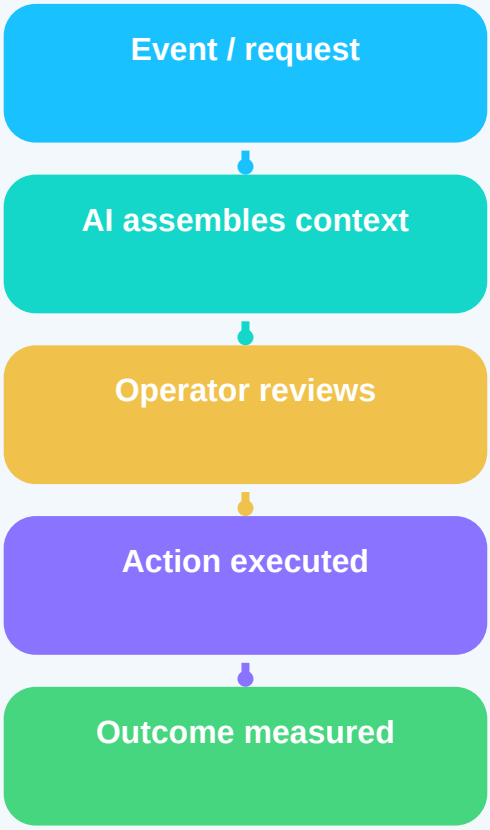

JOURNEY MAP

Operations process map

Most operations functions run recurring, event-driven, and exception-driven processes. AI should support the full journey from signal to action rather than only generating text.

- Typical stages are intake, understand, validate, prioritize, assign, execute, monitor, resolve, and learn.
- The same process rules and master data should serve all channels and teams.
- Exception handling is often the highest-value improvement opportunity.
- Shared services and internal operations can benefit just as much as customer-facing processes.

Start here

- Write down one end-to-end process.
- Mark the steps that are repetitive, manual, or delay-prone.
- Identify the system of record for status and outcomes.

Watchouts

- Do not build isolated AI steps with no workflow integration.
- Avoid duplicating status across systems.
- Do not overlook handoffs between departments.

Common operations journey

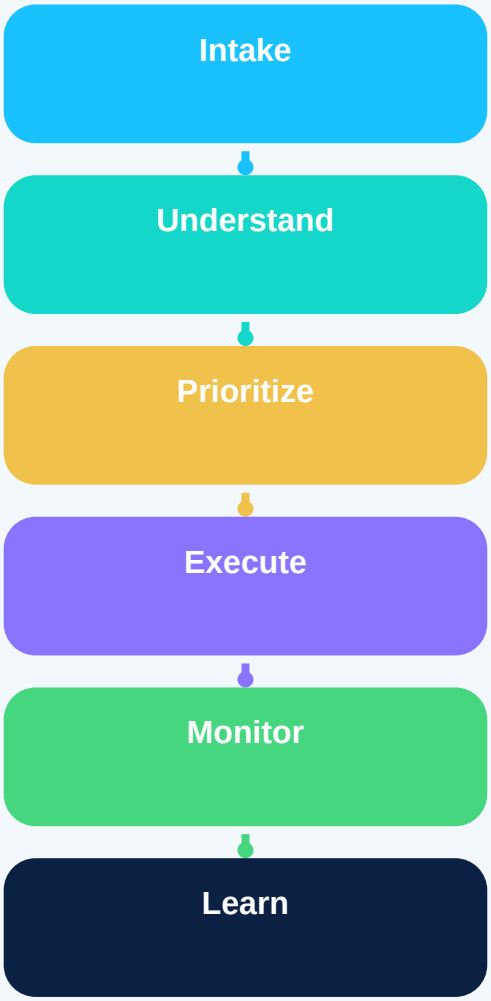

FOUNDATIONS BEFORE ROLL

Readiness assessment

Before broad AI use, operations leaders should assess process clarity, data quality, system integration, exception handling, ownership, and change readiness. AI performs best where workflows are already understood.

- Good readiness means documented processes, clear service levels, defined ownership, accessible data, and measurable outcomes.
- Weak readiness shows up as tribal knowledge, inconsistent exceptions, manual spreadsheets, and unclear handoffs.
- A readiness review reduces wasted pilots and operational surprises.

Start here

- Review processes, systems, exception queues, data sources, and access.
- Score readiness across people, process, data, and tools.
- Fix critical blockers before scaling.

Watchouts

- Pilots fail when data is fragmented or stale.
- Do not ignore frontline adoption.
- Integration effort is often larger than model effort.

Readiness dimensions

People
4/5
Roles, ownership, training, and adoption readiness.

Process
3/5
Documented workflows, SLAs, handoffs, and

Data
3/5
Master data, events, status, and source trust.

Tools
4/5
ERP, WMS, CRM, workflow, BI, IoT, and APIs.

WHAT GOOD LOOKS LIKE

Readiness scorecard

A readiness scorecard helps distinguish ambition from practical preparedness. Use it to decide whether to start with a small assistive pilot or a broader process transformation.

- Score sponsorship, workflow clarity, data quality, exception design, integration, security, analytics, and change capacity from 1 to 5.
- A team can still start if one or two areas are weak, but the first use cases should stay narrow.
- The score matters less than the planning conversation it creates.

Start here

- Capture evidence for each score.
- Write remediation actions for every area below 3.
- Reassess every 30–60 days.

Watchouts

- Do not inflate scores to justify a pilot.
- Use the scorecard to sequence work.
- Revisit scores after integrations or major process changes.

Scorecard view

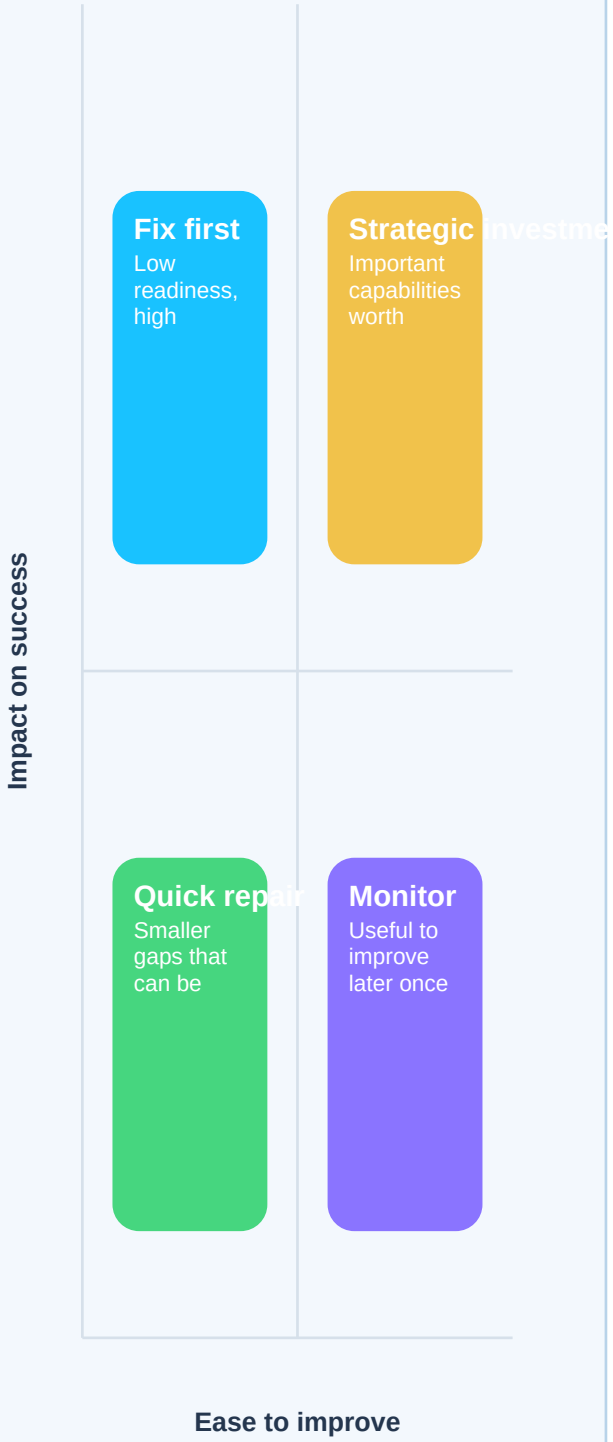

GROUNDING THE AI

Data and process foundation

Operations AI is only as reliable as the information and process rules it can trust. The strongest programs treat SOPs, master data, service levels, and event data as operational assets.

- High-value sources include SOPs, process maps, work instructions, vendor and asset masters, SLAs, inventory data, schedules, quality records, and incident history.
- Historical process data can improve context, but only after it is cleaned and governed.
- Source ranking matters: approved procedures should outrank old emails or local workarounds.

Start here

- Build an approved source list.
- Define content owners and freshness rules.
- Tag sources by process, site, product, region, and sensitivity.

Watchouts

- Unmaintained process documents create automation risk.
- Archived or superseded procedures should be clearly marked.
- Sensitive operational data should not be broadly exposed.

Trusted sources

Analytics & signals
Cycle time, backlog, quality, downtime, delays, exceptions, and utilization.

Operational events & transactions
Orders, tickets, jobs, inventory moves, work orders, shipments, incidents.

Master & reference data
Products, locations, suppliers, assets, customers, calendars, and service rules.

Approved SOPs & controls
Most authoritative source for process steps, limits, and escalation rules.

FROM SOP TO TRUSTED ACT

Process knowledge lifecycle

To deliver reliable operations guidance, AI needs a process-knowledge lifecycle: create, approve, publish, monitor, improve, and retire. This prevents models from acting on stale or conflicting procedures.

- SOPs and work instructions should have owners, review dates, site or entity scope, and approval status.
- AI can help draft or simplify procedures, but people should approve anything that affects safety, quality, or compliance.
- Usage, search gaps, and recurring exceptions should feed process improvement.

Start here

- Identify the top 50 operational procedures.
- Create a review SLA for priority documents.
- Measure use, gaps, and exception recurrence.

Watchouts

- Avoid publishing AI-generated procedures without review.
- Do not hide process gaps; log them visibly.
- Retire duplicate or obsolete instructions.

Process knowledge lifecycle

FOCUS ON WHAT MATTERS

Exception taxonomy

Exception management is one of the most valuable operations AI use cases. A clear taxonomy helps AI recognize what is normal, what needs attention, and what should escalate immediately.

- Useful dimensions include process, severity, customer impact, operational impact, urgency, site, product, owner, and root-cause category.
- AI can classify exceptions and prepare the context needed for resolution.
- Structured exceptions improve analytics and reduce repeated firefighting.

Start here

- Define a simple exception category tree.
- Agree severity and escalation rules.
- Review misclassified exceptions weekly during pilots.

Watchouts

- Too many categories create confusion.
- Critical safety or compliance events need deterministic escalation.
- Do not let AI hide unresolved exceptions.

Exception flow

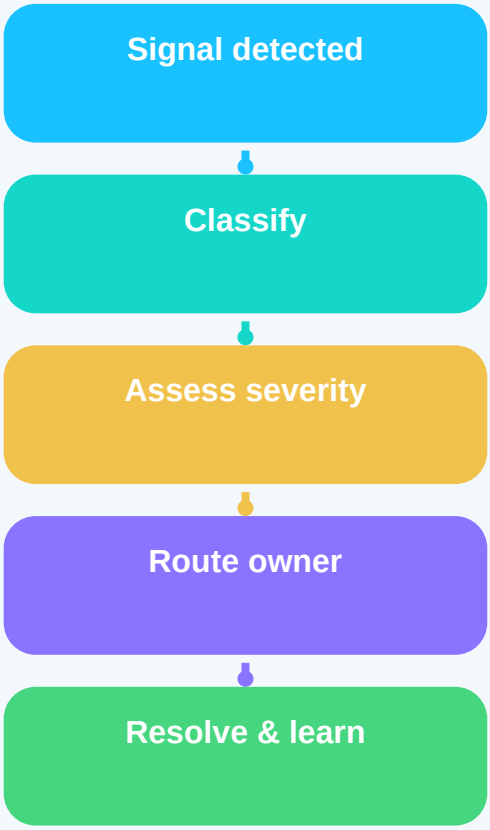

MEASURE THE RIGHT OUTCO

Metrics that matter

Operations AI should improve outcomes, not just activity. Balance speed metrics with quality, reliability, cost, and customer or business impact.

- Core metrics include cycle time, throughput, on-time completion, backlog, exception rate, rework, downtime, and utilization.
- Quality metrics include first-pass yield, defect rate, repeat incident rate, and adherence.
- Management metrics include forecast accuracy, service-level attainment, cost-to-serve, and visibility.

Start here

- Pick 5–8 north-star metrics for the pilot.
- Baseline performance before changes.
- Review metrics by process, site, or team.

Watchouts

- Do not optimize throughput at the cost of quality or safety.
- Watch for hidden rework.
- Measure adoption of AI features by process owners.

Balanced scorecard

Cycle time
-25%
Target reduction in process completion time.

Exceptions
-18%
Reduction in avoidable exceptions and

On-time rate
+7 pts
Improvement in service or delivery adherence.

Visibility
Faster
Quicker detection and escalation of process risk.

BEST PLACES TO START

Quick wins overview

Most operations teams should begin with use cases that are high-volume, repetitive, exception-driven, or coordination-heavy. The goal is to prove value quickly while building trust.

- Strong quick wins include status summarization, exception detection, task classification, routing, schedule support, knowledge retrieval, and management briefings.
- Choose workflows where AI saves time even if final actions still need human review.
- Quick wins should reduce friction for frontline staff, not create extra steps.

Start here

- Start with one process, one team, and one metric set.
- Pick one process owner and one technical owner.
- Run weekly reviews on adoption and quality.

Watchouts

- Avoid broad launches without tight feedback loops.
- Do not pilot too many tools at once.
- Keep first-wave automations reversible.

Quick-win matrix

USE CASES

Process monitoring

AI helps operations teams summarize status, identify deviations, and focus attention on process health.

- Summarize current process status across systems.
- Detect overdue or stalled work.
- Highlight SLA or throughput risk.
- Prepare shift, daily, or weekly operations briefs.

Start here

- Start with one process dashboard.
- Define what counts as normal and exception.
- Track alert usefulness.

Watchouts

- Do not create excessive alert noise.
- Use real system status, not inferred guesses.
- Critical alerts need deterministic thresholds.

How this use case flows

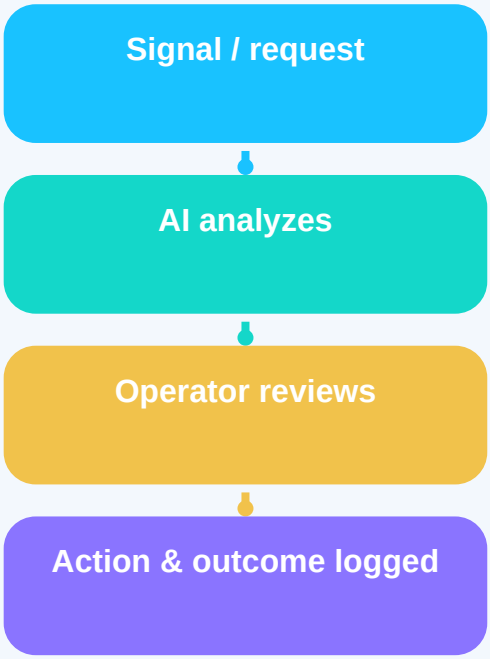

USE CASES

Exception detection and triage

AI detects exceptions earlier, classifies them, and assembles context for faster resolution.

- Identify unusual delays or patterns.
- Classify exception type and likely owner.
- Prioritize by severity and business impact.
- Draft a concise exception summary.

Start here

- Begin with recommendations before auto-routing.
- Create a visible exception queue.
- Review false positives weekly.

Watchouts

- False alerts reduce trust quickly.
- High-severity exceptions require conservative rules.
- Do not close exceptions automatically at first.

How this use case flows

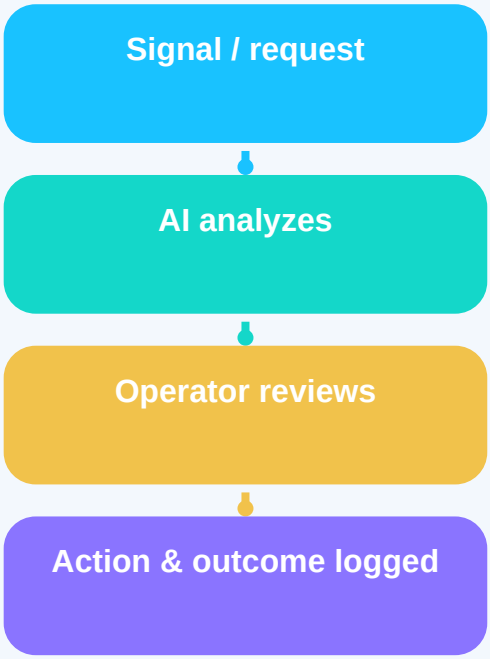

USE CASES

Workflow routing

AI can route tasks, cases, orders, or service requests using context instead of static rules alone.

- Recommend the best queue or owner.
- Extract the information needed for routing.
- Detect ambiguous or multi-department requests.
- Escalate when confidence is low.

Start here

- Start with recommendation mode.
- Use examples of correct routing.
- Measure route accuracy and reassignments.

Watchouts

- Routing errors create delays.
- Keep accountability with process owners.
- Complex cases need easy manual override.

How this use case flows

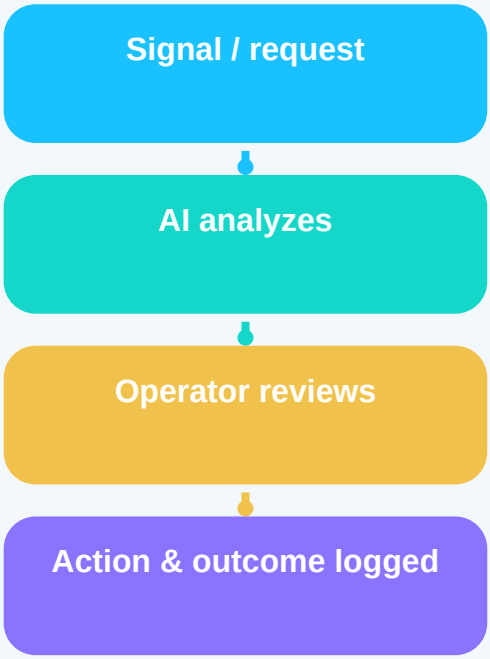

USE CASES

Scheduling and resource planning

AI can help teams allocate people, machines, rooms, or capacity based on demand and constraints.

- Summarize demand and capacity.
- Suggest schedule alternatives.
- Flag overload, underuse, or conflicts.
- Support scenario comparison.

Start here

- Start with decision support, not autonomous scheduling.
- Document constraints and priorities.
- Measure schedule quality and stability.

Watchouts

- Scheduling is constraint-heavy.
- Last-minute changes require human judgment.
- Safety or labor rules must remain explicit.

How this use case flows

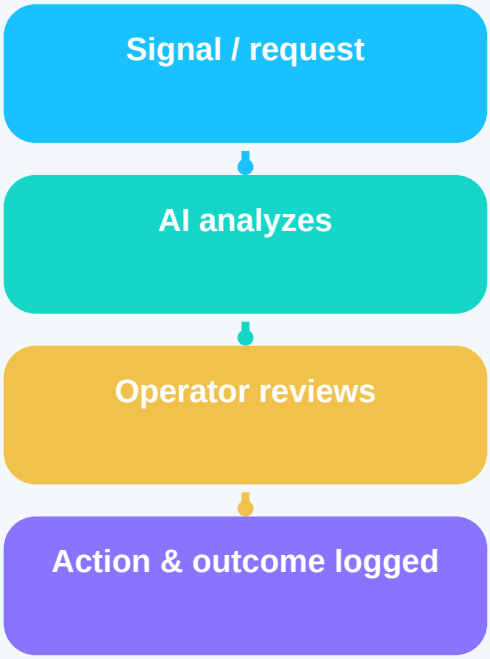

USE CASES

Inventory visibility

AI helps operations teams understand stock position, risk, and exceptions across locations.

- Flag likely shortages or excess.
- Summarize inventory movement and slow stock.
- Prioritize cycle-count or investigation needs.
- Explain unusual stock changes.

Start here

- Start with analytics and exception views.
- Use trusted item/location master data.
- Track false shortage alerts.

Watchouts

- Poor inventory accuracy undermines AI.
- Do not auto-adjust inventory without controls.
- Seasonality and business events matter.

How this use case flows

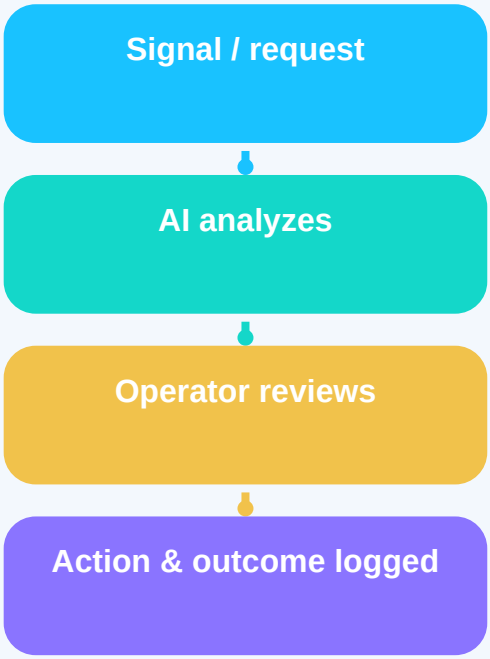

USE CASES

Demand and capacity planning

AI supports planners by summarizing demand signals and highlighting where capacity may not match need.

- Combine historical and current demand signals.
- Identify likely bottlenecks.
- Prepare scenario narratives.
- Highlight assumptions needing review.

Start here

- Start with forecasting support.
- Document assumptions.
- Measure forecast error over time.

Watchouts

- Forecasts can fail during structural changes.
- Do not hide uncertainty.
- Capacity decisions need business context.

How this use case flows

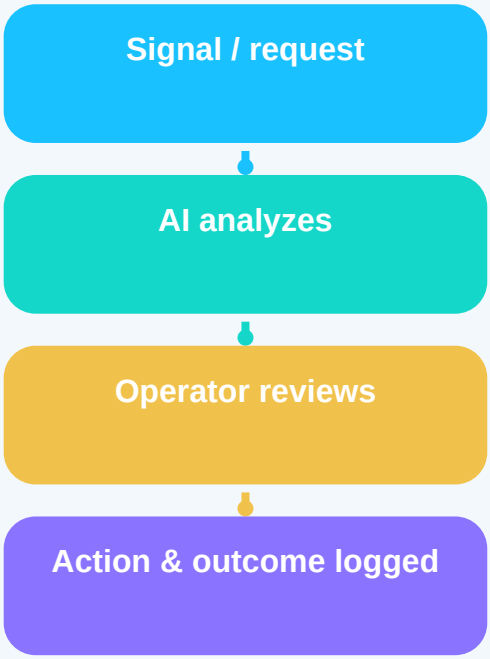

USE CASES

Procurement operations

AI can accelerate operational procurement by classifying requests, checking completeness, and summarizing supplier context.

- Classify purchase requests.
- Check required information and policy steps.
- Summarize supplier history and open issues.
- Draft routine supplier communication.

Start here

- Start with request intake and completeness checks.
- Keep approval policy external to the model.
- Log recommendations and outcomes.

Watchouts

- Do not let AI approve spend outside policy.
- Supplier risk requires trusted data.
- Keep segregation of duties intact.

How this use case flows

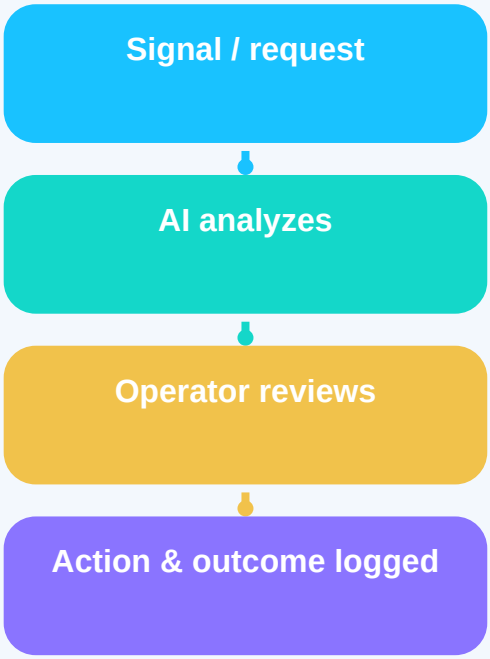

USE CASES

Supplier performance

AI helps teams monitor delivery, quality, responsiveness, and recurring supplier issues.

- Summarize supplier KPIs.
- Identify recurring late or quality issues.
- Cluster causes and locations.
- Prepare supplier review briefs.

Start here

- Pilot with top suppliers.
- Use consistent KPI definitions.
- Share findings with procurement owners.

Watchouts

- Correlation is not cause.
- Supplier disputes need evidence.
- Avoid opaque scoring without explanation.

How this use case flows

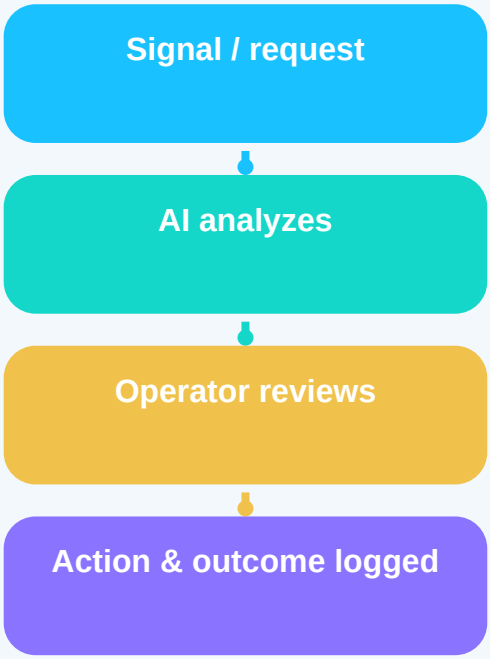

USE CASES

Logistics and shipment visibility

AI helps teams understand delays, prioritize shipments, and communicate exceptions faster.

- Summarize shipment status across carriers.
- Detect delay risk and exception patterns.
- Prioritize critical orders.
- Draft internal or customer updates.

Start here

- Start with exception summarization.
- Connect trusted carrier or TMS data.
- Track on-time and exception-resolution metrics.

Watchouts

- External data can be incomplete.
- Do not promise delivery dates without evidence.
- Critical shipments need human escalation.

How this use case flows

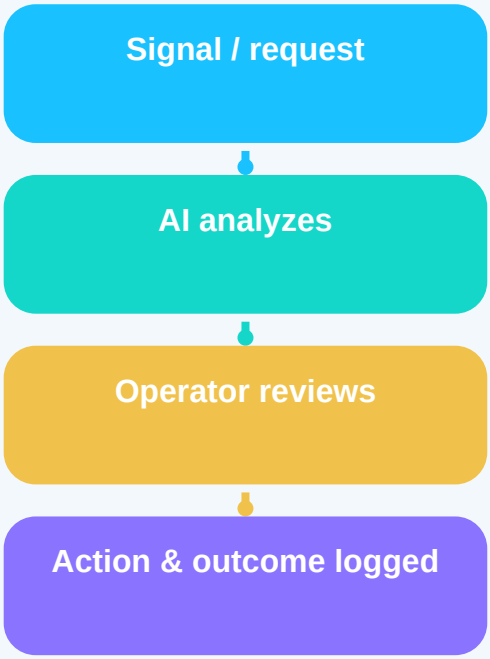

USE CASES

Warehouse operations

AI supports warehouse leaders with queue visibility, picking exceptions, workload, and process guidance.

- Summarize inbound/outbound workload.
- Flag bottlenecks and aging tasks.
- Support slotting or task-priority analysis.
- Surface relevant SOPs for exceptions.

Start here

- Start with visibility and daily management briefs.
- Use WMS as system of record.
- Track exception resolution time.

Watchouts

- Real-time accuracy matters.
- Avoid autonomous physical actions without safety design.
- Site differences may require local rules.

How this use case flows

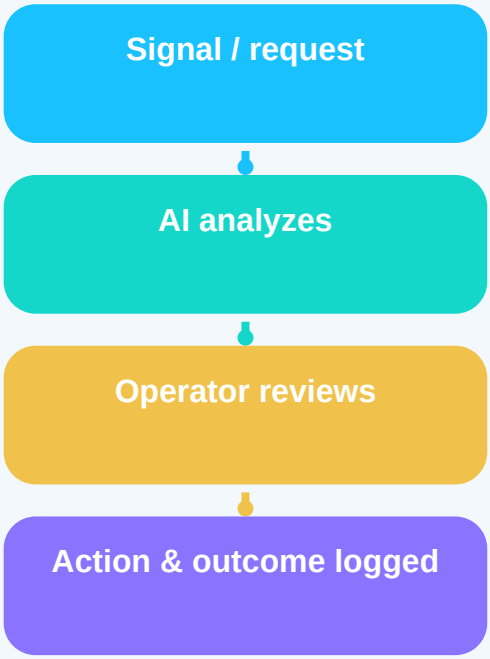

USE CASES

Manufacturing operations

AI helps production teams monitor flow, explain losses, and coordinate responses to deviations.

- Summarize production status.
- Flag downtime, quality, or schedule deviation.
- Connect incidents to relevant work instructions.
- Prepare shift handover notes.

Start here

- Start with non-safety-critical support.
- Use MES or production data as source.
- Pilot with one line or area.

Watchouts

- Safety and quality controls must remain deterministic.
- Sensor quality can vary.
- Do not infer machine condition from weak data.

How this use case flows

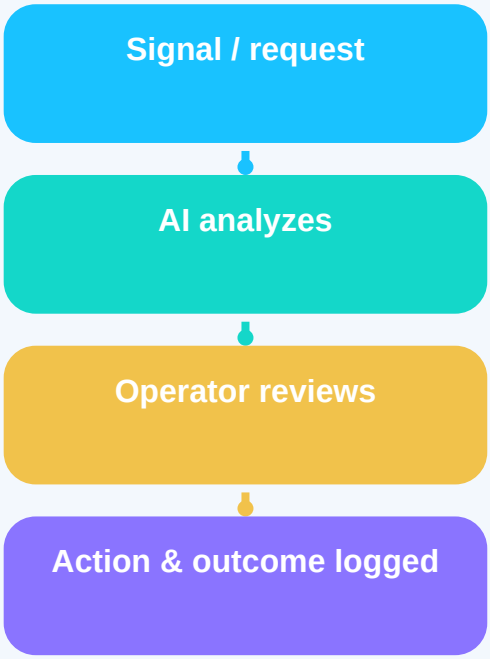

USE CASES

Maintenance and asset operations

AI can support preventive and reactive maintenance by summarizing history, prioritizing work, and surfacing procedures.

- Summarize asset history and open work.
- Suggest likely troubleshooting steps from approved sources.
- Prioritize work orders by impact.
- Identify repeat failures.

Start here

- Start with maintenance knowledge and summaries.
- Use CMMS data and approved manuals.
- Track first-time-fix and downtime.

Watchouts

- Do not let AI bypass lockout or safety procedures.
- Root cause needs expert validation.
- Asset master quality is important.

How this use case flows

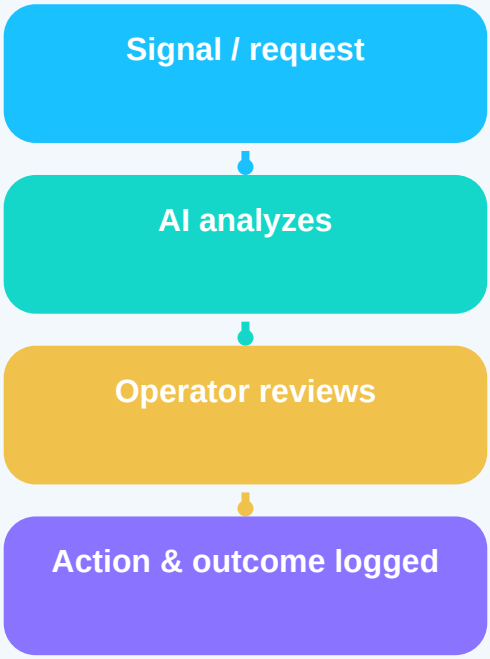

USE CASES

Quality operations

AI assists quality teams by classifying defects, summarizing incidents, and identifying recurring patterns.

- Categorize quality events.
- Summarize non-conformance context.
- Cluster recurring defect patterns.
- Prepare investigation packs.

Start here

- Start with historical quality records.
- Use a defined defect taxonomy.
- Keep final disposition with quality owners.

Watchouts

- AI should not replace regulated quality decisions.
- Images and sensor data require validation.
- Preserve evidence and audit trail.

How this use case flows

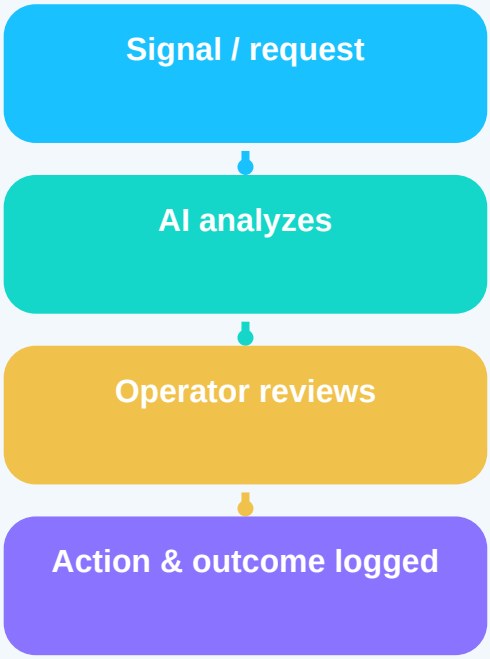

USE CASES

Field service operations

AI helps field teams prepare, troubleshoot, document work, and reduce administrative effort.

- Summarize customer, asset, and job history.
- Recommend relevant procedures.
- Draft visit notes and follow-up actions.
- Support dispatch prioritization.

Start here

- Start with pre-visit briefing and post-visit summaries.
- Enable offline-safe workflows where needed.
- Track first-time-fix rate.

Watchouts

- Connectivity may be unreliable.
- Safety and compliance remain human-led.
- Sensitive customer data needs access controls.

How this use case flows

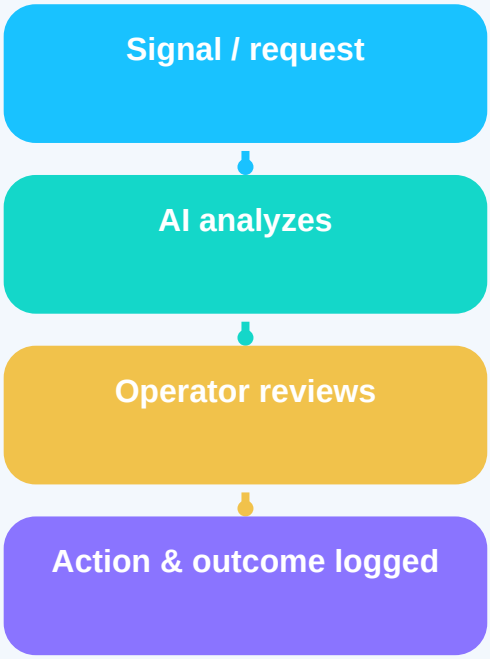

USE CASES

Project and delivery operations

AI supports delivery teams with status, risk, dependencies, and action tracking.

- Summarize project status.
- Detect overdue actions or dependencies.
- Draft risk and decision summaries.
- Prepare customer or executive updates.

Start here

- Start with internal status briefs.
- Use project system data.
- Keep decisions and commitments human-approved.

Watchouts

- AI summaries can miss nuance.
- Do not invent completion percentages.
- Escalations require source evidence.

How this use case flows

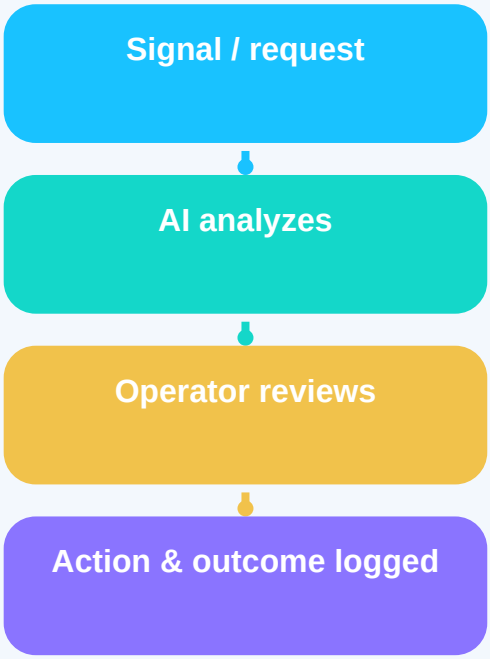

CROSS-FUNCTIONAL SCALE

32

Shared services operations

AI can improve internal shared services by standardizing intake, routing, knowledge access, status communication, and management visibility across high-volume business requests.

- Classify internal service requests.
- Draft standardized responses.
- Summarize queue health and SLA risk.
- Assist supervisors with workload balancing.

Start here

- Choose a high-volume shared-services queue.
- Define the service catalog and SLA clearly.
- Use one standard prompt and workflow library.

Watchouts

- Shared services span departments and data domains.
- Role-based access is essential.
- Avoid building one assistant with unrestricted access.

Shared-services pattern

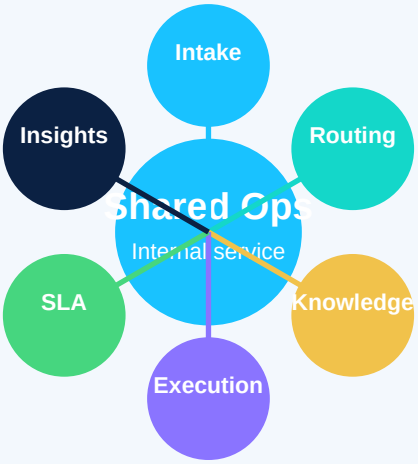

OPERATIONAL VISIBILITY

Daily management and command center

AI can turn fragmented operational signals into concise daily management views that help leaders see what needs attention without reading every report.

- Create morning summaries of backlog, delays, exceptions, capacity, and critical risks.
- Explain changes against yesterday or plan.
- Suggest investigation questions rather than pretending to know root cause.
- Highlight overdue actions and owners.

Start here

- Start with a daily operations brief.
- Use trusted metrics only.
- Ask leaders which signals actually change decisions.

Watchouts

- Avoid dashboard overload.
- Narrative summaries should link back to source metrics.
- Keep urgent alerts separate from general commentary.

Operations command center

On-time
94%
Service or production completion on plan.

Exceptions
27
Items requiring focused attention.

Backlog
-9%
Change in open work from prior period.

Utilization
81%
Capacity used across key resources.

FIND PATTERNS FASTER

Root-cause analysis support

AI can help operations teams organize evidence, cluster recurring issues, and suggest investigation paths, while humans remain responsible for final root-cause conclusions.

- Summarize incident and event histories.
- Cluster common causes, symptoms, or locations.
- Generate hypotheses to test.
- Prepare evidence packs for structured problem solving.

Start here

- Use AI to assist 5-Why, fishbone, or Pareto analysis.
- Require evidence for each hypothesis.
- Capture confirmed causes separately from suggestions.

Watchouts

- AI can generate plausible but wrong causes.
- Do not skip physical or process verification.
- Keep “hypothesis” and “confirmed cause” distinct.

Root-cause workflow

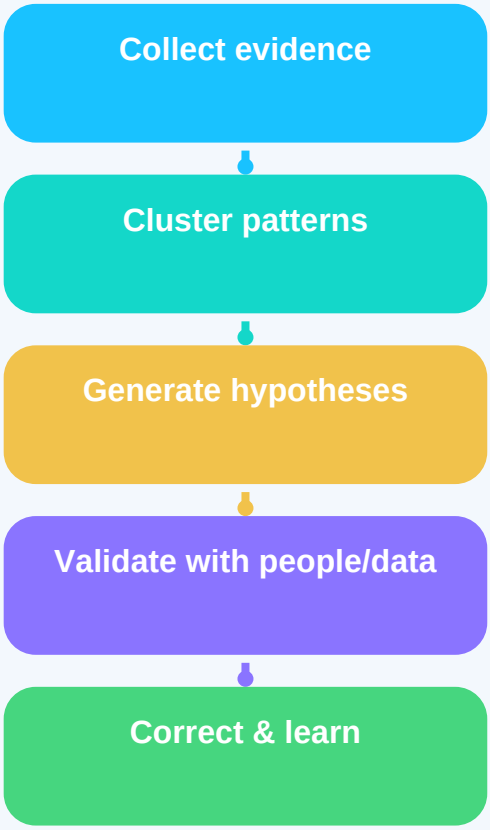

PRIORITIZE SYSTEMATICALL

Automation opportunities matrix

Not every operations task should be automated. The best candidates are repetitive, rules-based, high-volume, and easy to verify. Use a matrix to prioritize what moves from assist to automation.

- Strong candidates include classification, routing, status updates, summaries, reminders, data enrichment, and simple exception notifications.
- Complex exception handling and high-impact decisions usually stay assistive longer.
- Every automation should have an owner, metrics, rollback, and audit trail.

Start here

- List 20 operational tasks and score them.
- Automate low-risk background tasks first.
- Add approval checkpoints for medium-risk actions.

Watchouts

- If a task is hard to test, automate cautiously.
- Do not hide failures; create exception queues.
- Every automated flow needs manual override.

Prioritization grid

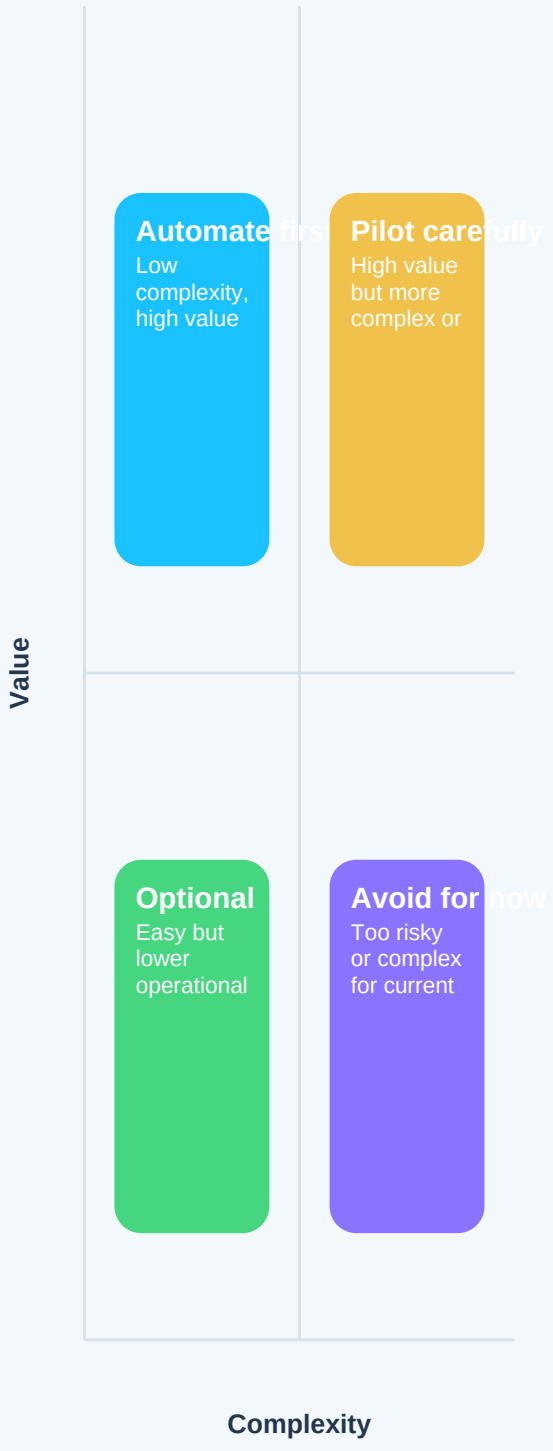

REFERENCE BLUEPRINT

AI architecture for operations

A practical operations-AI architecture connects systems of record, event data, knowledge, and workflow tools to a governed AI layer with orchestration, approvals, and observability.

- Typical components include ERP, WMS, TMS, CRM, field-service, CMMS, workflow, BI, IoT, documents, identity, and messaging.
- Model choice matters, but orchestration, retrieval, access control, and write-back discipline usually matter more operationally.
- Design for logs, exception queues, and human override from the start.

Start here

- Sketch current systems and event flows.
- Start with one orchestration layer.
- Keep operational systems as the source of truth.

Watchouts

- Avoid isolated point tools that cannot share context.
- Do not store secrets in prompts.
- Verify retention, access, and logging for every connector.

Reference architecture

Controls & observability
RBAC, approvals, logs, safety gates, monitoring, analytics.

AI orchestration
Retrieval, classification, summarization, prediction support, workflows, exceptions.

Context & knowledge
SOPs, masters, schedules, orders, assets, customers, suppliers, policies.

Systems & signals
ERP, WMS, TMS, CRM, CMMS, field service, workflow, IoT, email.

CONNECT THE STACK

Integration map

Integration is where many operations AI programs either scale or stall. The right map identifies where events originate, where context is assembled, where outputs go, and who owns each connection.

- Typical systems include ERP, CRM, WMS, TMS, MES, CMMS, project tools, BI, email, chat, and document stores.
- Outputs should usually write back to operational systems of record rather than live in a separate black box.
- API limits, latency, event timing, and permissions matter early.

Start here

- List every system involved in the selected process.
- Label each connection as read, write, or read/write.
- Define the system of record for each entity and status.

Watchouts

- Do not duplicate operational data without need.
- Weak identity and permissions create risk.
- Write-back errors should be monitored visibly.

System map

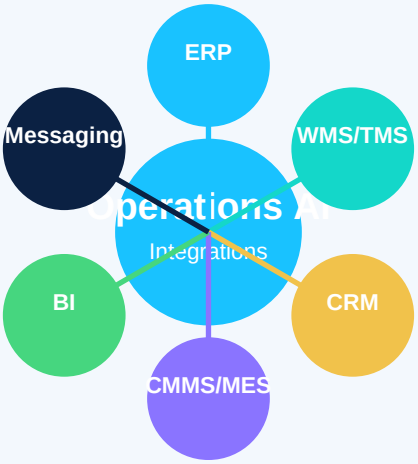

MAKE PROMPTING OPERATIO

Prompting fundamentals

Good operations prompting is less about clever wording and more about structure, process context, business rules, boundaries, and expected output. Operational prompts should be reusable and testable.

- State the role, objective, process context, approved sources, constraints, and output format.
- Separate instructions from retrieved content and user input.
- Templates work better than free-form prompting for teams.

Start here

- Create 5–10 approved prompt templates.
- Include what AI must not do.
- Test prompts on easy, medium, and edge cases.

Watchouts

- Prompts without process context produce generic outputs.
- Do not mix confidential instructions into user-visible text.
- Avoid giant prompts when retrieval can provide focused context.

Prompt formula

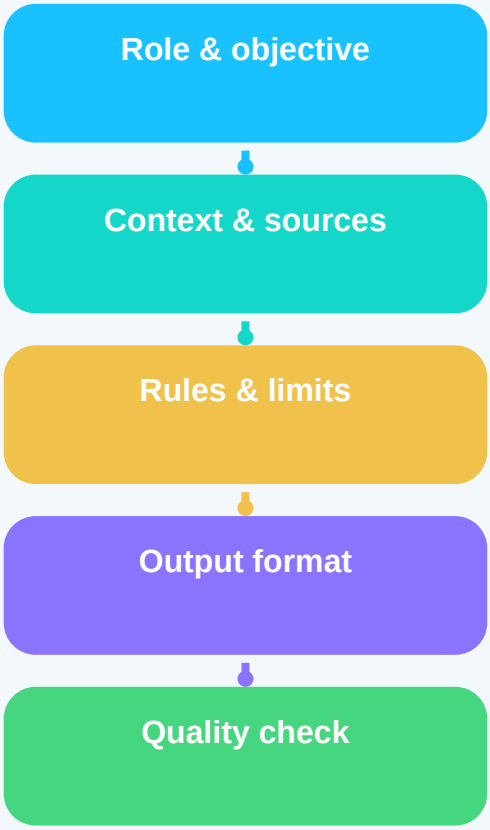

REUSABLE TEMPLATES

Prompt library

A shared prompt library speeds adoption and improves consistency. Each prompt should state when to use it, required inputs, and expected output.

- Useful operations prompt categories include summarize, classify, prioritize, explain, draft update, root-cause support, and action planning.
- Treat prompts like operational assets with owners and version history.
- Store examples of strong outputs and common failure modes.

Start here

- Create prompt cards with purpose, inputs, and examples.
- Version prompts when process rules change.
- Retire prompts that no longer add value.

Watchouts

- Too many prompts overwhelm teams.
- Review prompts after major process or policy changes.
- Separate internal and external communication prompts.

Prompt categories

Summarize
7
Shift, queue, project, and process

Classify
6
Exceptions, requests, issues, and routing.

Analyze
7
Patterns, bottlenecks, and root-cause support.

Plan
5
Action, schedule, and scenario assistance.

A REPEATABLE PATTERN

Workflow template

Most operations AI workflows follow a repeatable pattern: trigger, gather context, reason, act, record, and review. Use a standard template so teams can scale without reinventing every flow.

- A workflow template clarifies the trigger, inputs, system actions, approvals, outputs, and failure handling.
- Using one pattern across flows makes governance easier.
- Document both the normal path and the exception path.

Start here

- Create a one-page workflow template.
- Use it for every pilot and automation.
- Keep exception handling visible.

Watchouts

- Do not hide failure states.
- Every workflow needs an owner.
- Review workflows whenever upstream systems change.

Standard workflow

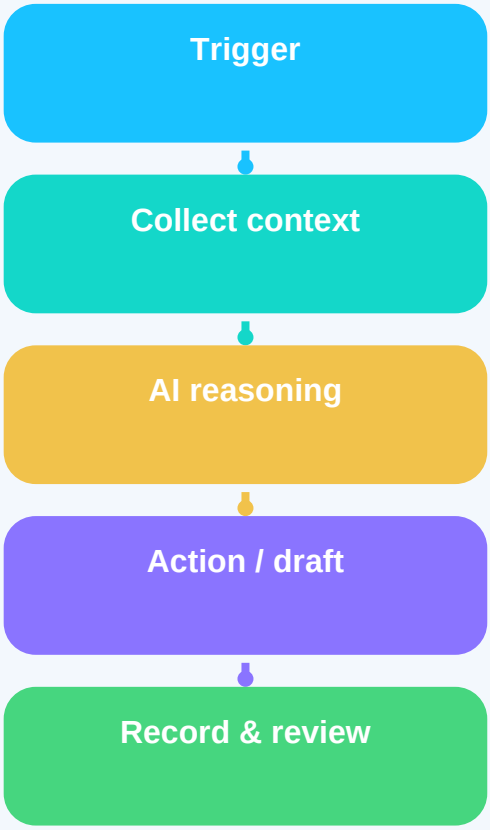

CONTROL THE BLAST RADIUS

Risk categories and human approval

A simple risk framework keeps operations AI safe. Classify actions by risk and tie each class to the required level of human review.

- Green actions are low-risk: summaries, tags, knowledge retrieval, and internal suggestions.
- Amber actions are medium-risk: external updates, schedule changes, routing, standard operational recommendations.
- Red actions are high-risk: safety actions, shutdowns, inventory adjustments, financial commitments, or critical customer promises.

Start here

- Write approval rules in plain language.
- Put red actions behind explicit human approval.
- Audit a sample of green actions too.

Watchouts

- If teams do not understand the tiers, trust suffers.
- Reassess risk when processes or regulations change.
- High-risk workflows need conservative defaults.

Three-tier control model

Green: Automate / allow by default
Summaries, notes, tags, retrieval, internal reminders, translations.

Amber: Review strongly recommended
Schedule changes, external updates, routing, standard process recommendations.

Red: Human approval required
Safety actions, critical changes, shutdowns, inventory adjustments, contractual commitments.

PROTECT TRUST

Privacy, security, and compliance

Operations teams may handle customer data, supplier information, facility details, location data, contracts, and regulated records. AI adoption must align with privacy, security, and compliance needs.

- Use business-grade AI environments with clear retention and contractual controls.
- Apply least privilege so users and agents only access what they need.
- Classify content and define which data types may be used in which workflows.
- Keep regional, safety, and industry-specific requirements in mind.

Start here

- Write an AI usage policy for operations.
- Mask or minimize sensitive data where possible.
- Review vendor security posture before rollout.

Watchouts

- Do not paste operational secrets into unmanaged tools.
- Shared prompts can leak sensitive context if poorly designed.
- Monitor access logs and data movement.

Control checklist

Least privilege
Required
Role-based access for users, connectors, and

Data handling
Defined
Retention, masking, PII, operational confidentiality.

Auditability
Mandatory
Logs of access, actions, approvals, and exceptions.

Vendor review
Mandatory
Security, privacy, compliance, and availability checks.

PREVENT WRONG ACTIONS

Hallucination controls

Operations hallucinations can create delays, rework, customer impact, or safety risk. The solution is not to avoid AI; it is to design evidence, uncertainty, and fallback paths properly.

- Ground outputs in trusted sources and current system data.
- Ask AI to state uncertainty or escalate when evidence is missing.
- Constrain external or action-taking outputs with approved templates and rules.
- Test edge cases where the model might confidently improvise.

Start here

- Use “answer only from approved sources” for factual tasks.
- Provide a fallback when evidence is insufficient.
- Measure incorrect recommendation rate alongside usefulness.

Watchouts

- Never let AI invent status, delivery dates, or safety instructions.
- Generic knowledge should not outrank current operational data.
- Do not hide uncertainty from users.

Anti-hallucination pattern

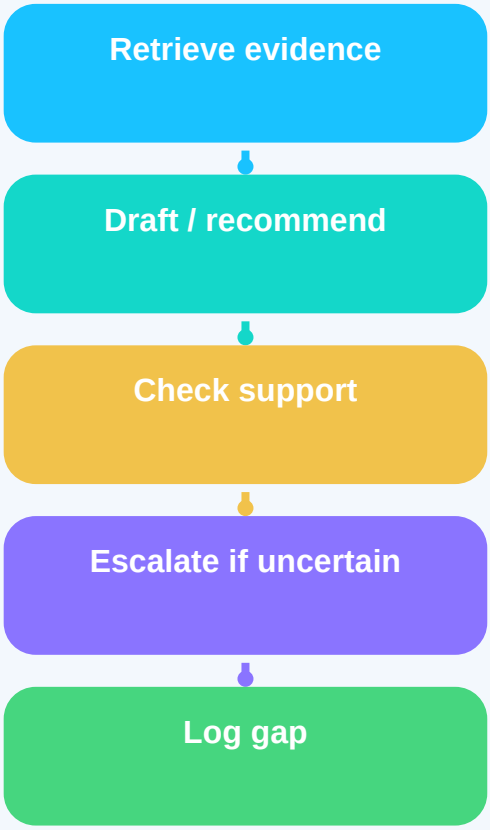

MEASURE BEFORE SCALE

Evaluation and testing

Evaluation should happen before rollout and continuously after launch. Testing should cover quality, safety, relevance, speed, exception handling, and operational fit.

- Use a test set with common cases, uncommon cases, and edge cases.
- Include delays, missing data, ambiguous requests, and high-risk events.
- Track both human judgment and measurable outputs such as classification accuracy or time saved.

Start here

- Create a benchmark set for each major use case.
- Run manual review before broader use.
- Retest after prompt, process, or data changes.

Watchouts

- Demo success is not production success.
- Do not rely on one-off examples.
- Treat major prompt or model changes like releases.

Evaluation dimensions

Relevance
High
Does the output match the real operations need?

Correctness
High
Is it supported by current data and rules?

Safety
Critical
Does it stay within policy, safety, and privacy

Operational fit
Critical
Does it improve speed, flow, and decision quality?

WHAT TO EVALUATE

Vendor and tool landscape

There is no single best operations AI stack. The right mix depends on your ERP, workflow, asset, logistics, service, and analytics environment plus your need for custom control.

- Common categories include general AI workspaces, ERP/workflow AI, automation tools, process mining, analytics, field-service and supply-chain platforms, and custom orchestration.
- Many teams start with existing platforms, then add custom orchestration where they need differentiation.
- Evaluate by use-case fit, integration, security, observability, and operational reliability.

Start here

- List the tools you already own.
- Define must-have integrations and data rules.
- Pilot two or three realistic options, not ten.

Watchouts

- Do not buy a tool because it claims to do everything.
- Strong integrations and controls often matter more than model variety.
- Avoid overlapping tools that confuse users.

Tool categories

ERP / workflow AI
SAP • Microsoft Dynamics • Oracle • Odoo + AI extensions

General AI workspaces
ChatGPT Team / Enterprise • Microsoft Copilot • Gemini Workspace

Automation / orchestration
n8n • Zapier • Make • Custom orchestrators

Analytics / process tools
BI platforms • Process mining • Supply-chain analytics • IoT / monitoring platforms

CHOOSE DELIBERATELY

Build vs. buy

Some operations teams can move quickly using platform-native AI. Others need custom orchestration because of process complexity, integration, control, or privacy requirements. Many mature programs use a hybrid model.

- Buy when time-to-value, standard features, and native integration matter most.
- Build when workflows, decision logic, or integrations are unique.
- A hybrid model uses packaged tools for common capabilities and custom orchestration for differentiating flows.

Start here

- Define what must be differentiated.
- Estimate total ownership, not just license cost.
- Check how easy it is to add your own rules and policies.

Watchouts

- Custom builds need long-term owners.
- Packaged tools may limit observability or workflow control.
- Avoid rebuilding what is already good enough.

Decision lens

OWN THE SYSTEM

Governance operating model

Governance should feel like enablement, not bureaucracy. The aim is to make operations AI safe, measurable, and easy to evolve.

- Governance includes policy, prompt ownership, source approval, model changes, incident handling, and analytics.
- A cross-functional steering group is useful for larger rollouts.
- Operations, IT, security, quality, legal/privacy, and business owners may all have roles.

Start here

- Define one accountable owner for the program.
- Create a lightweight change review for prompts and workflows.
- Log incidents and learnings centrally.

Watchouts

- If no team owns governance, drift begins quickly.
- Too much governance can slow adoption unnecessarily.
- Create review thresholds instead of reviewing everything equally.

Governance pillars

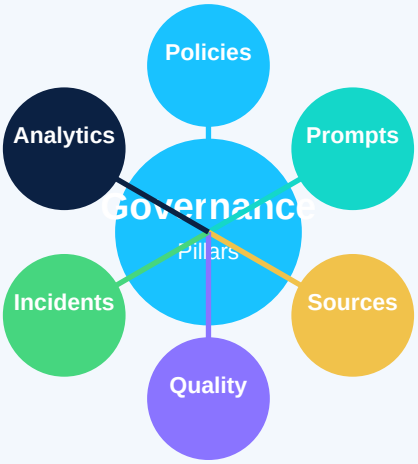

WHO DOES WHAT

Roles and responsibilities

AI in operations becomes durable when ownership is clear. A small RACI-style model can prevent confusion and make continuous improvement easier.

- Operations leadership sponsors outcomes and priorities.
- Operations excellence or process owners own workflow design, measurement, and adoption.
- Quality / policy owners approve authoritative procedures.
- IT / security governs access, technical controls, and integrations.

Start here

- Document the owner of every major use case.
- Define how incidents, model changes, and process changes are handled.
- Keep responsibility close to operating teams.

Watchouts

- If ownership sits only with IT, adoption often stalls.
- If ownership sits only with frontline teams, governance may weaken.
- Create a simple review cadence.

Simple RACI

Activity	Leader	Ops	Quality	IT/Sec
Use-case prioritization	A	R	C	C
Prompt &	C	A/R	C	C
SOP / source	C	C	A/R	C
Access &	C	C	C	A/R
Quality review	A	R	C	C

LAUNCH PHASE 1

30-day plan

The first 30 days should establish scope, owners, metrics, sources, and the first pilot workflow. Progress matters more than perfection.

- Pick one process or queue with enough volume and clear pain.
- Baseline current metrics and define target improvements.
- Assemble approved knowledge and choose the first assistive use case.
- Create test cases and weekly review meetings.

Start here

- Confirm sponsor, owner, and pilot team.
- Enable logging, feedback, and quality review.
- Train the pilot users on the exact workflow.

Watchouts

- Do not boil the ocean in the first month.
- Avoid launching without metrics or rollback.
- Keep the first pilot narrow and observable.

First 30 days

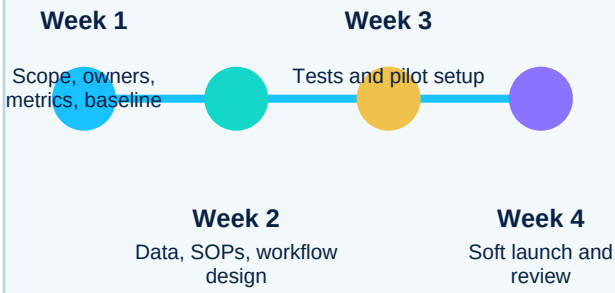

STABILIZE AND EXPAND

60-day plan

By day 60, the goal is to stabilize the pilot, fix friction points, and add one or two adjacent workflows or teams.

- Tune prompts, rules, and source ranking using real cases.
- Expand usage if quality is stable.
- Introduce a lightweight dashboard for quality, speed, and adoption.
- Start documenting repeatable playbooks.

Start here

- Review top failure modes and address them.
- Decide which second workflow to add.
- Publish the first operations AI playbook.

Watchouts

- Do not expand without quality evidence.
- Watch for user confusion from changing tools or prompts.
- Maintain strict controls on sensitive workflows.

Days 31-60

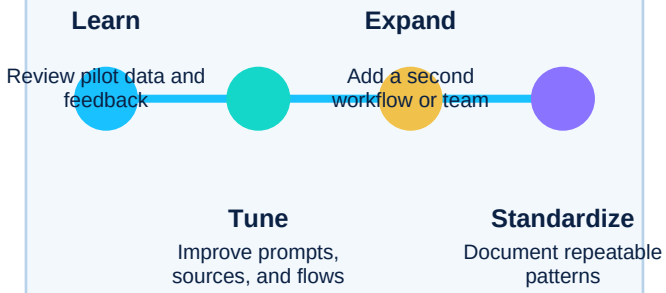

OPERATIONALIZE

90-day plan

By day 90, the aim is to move from promising pilot to operational capability. The team should know which use cases work, which controls are needed, and how to scale deliberately.

- Standardize approved prompts, sources, roles, and review cadences.
- Add dashboards and training so the capability no longer depends on one champion.
- Decide which workflows remain assistive and which can move toward automation.

Start here

- Create a quarterly roadmap based on evidence.
- Define scale criteria for new sites, teams, or regions.
- Establish a permanent owner and budget view.

Watchouts

- Avoid celebrating before the process is repeatable.
- Do not skip incident and exception reviews.
- Continue measuring before and after major changes.

Days 61-90

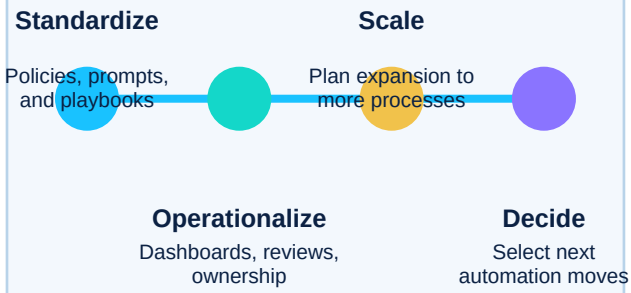

FROM ASSIST TO SCALE

Six-month roadmap

A six-month roadmap turns early wins into an operations capability. By this point, many organizations can broaden process coverage, add stronger automation, and make AI-driven insight a management routine.

- Months 1–2 prove value in one process.
- Months 3–4 standardize process grounding and measurement.
- Months 5–6 expand use cases, automation, and leadership dashboards.

Start here

- Sequence by value and risk.
- Review investments against measurable improvements.
- Use every phase to improve process and data quality.

Watchouts

- Do not expand faster than governance can keep up.
- Cross-team adoption requires training and communication.
- Beware fragmented prompt libraries and shadow tools.

Six-month view

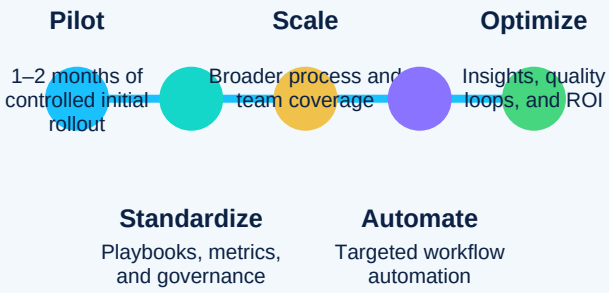

PEOPLE ADOPTION

Change management and training

Operations AI succeeds when teams know how to use it, when to trust it, and when to override it. Training should be practical and role-specific.

- Train frontline users on specific workflows, prompts, source usage, and exception handling.
- Train managers on monitoring, escalation, coaching, and performance review.
- Communicate that AI is there to reduce friction and improve flow, not remove accountability.

Start here

- Use short, role-based training modules.
- Share examples of good and poor AI use.
- Create office hours for pilot teams.

Watchouts

- Fear or confusion reduces adoption.
- Overtraining without workflow relevance wastes time.
- Celebrate measured wins and learning, not hype.

Training pillars

Frontline
Workflow
Search, summarize, classify, review,

Managers
Operational
Review quality, alerts, and process adherence.

Process owners
Optimizati
Tune rules, workflows, and metrics.

Quality / policy
Source qual
Approve and govern SOPs and controls.

PROVE BUSINESS VALUE

KPI dashboard and ROI

Leaders need a dashboard that translates AI activity into operational outcomes and business value. A good dashboard shows productivity, quality, service, adoption, and financial impact.

- Measure time saved, cycle-time improvements, exception reduction, on-time performance, rework, and capacity effects.
- Combine quantitative data with frontline and customer feedback.
- Estimate ROI carefully: licenses, integration, support, and change costs matter too.

Start here

- Build a single executive summary dashboard.
- Track AI usage by team and workflow.
- Review ROI monthly rather than daily.

Watchouts

- Do not claim savings without real measurement.
- Value may show up as reliability and visibility, not only headcount reduction.
- Track costs and benefits with the same discipline.

Example KPI dashboard

AI-assisted tasks
64%
Share of tasks touched by approved AI

Cycle time
-21%
Reduction in completion time for pilot process.

Exception backlog
-17%
Reduction in aged unresolved exceptions.

On-time rate
+6 pts
Improvement in operational adherence.

ONE PATTERN, DIFFERENT C

Industry adaptation

The operations-AI pattern is broadly similar across industries, but data, workflows, and risk differ. Adaptation matters more than starting from zero.

- Manufacturing emphasizes production, maintenance, quality, inventory, and supply chain.
- Services organizations emphasize project delivery, shared services, staffing, and SLA management.
- Retail and distribution emphasize inventory, warehousing, logistics, and store operations.
- Regulated sectors need stronger controls, approvals, and traceability.

Start here

- Pick examples and sources from your industry.
- Review risk tiers against your regulatory context.
- Start with one process domain before broad rollout.

Watchouts

- Do not copy another industry's workflow blindly.
- Compliance or safety requirements may limit automation.
- Escalation logic should reflect sector-specific risk.

Industry examples

Manufacturing
Production • Maintenance • Quality • Inventory

Services
Project delivery • Shared services • Workforce coordination

Retail / distribution
Warehouse • Logistics • Inventory • Store operations

Regulated sectors
Stronger approvals • Traceability • Safety / compliance controls

FINAL TAKEAWAYS

Operations AI launch checklist

If you remember only a few things from this ebook, remember this: start narrow, ground outputs in trusted process data, keep humans accountable, and measure operational outcomes continuously.

- Choose one workflow with high volume and low risk.
- Baseline current metrics before the pilot.
- Assemble approved SOPs and trusted data.
- Define green / amber / red actions.
- Set up logs, feedback, and weekly review.
- Train the pilot team on the exact workflow.
- Scale only after quality, safety, and adoption are proven.

Start here

- Use this checklist in your kickoff meeting.
- Keep the first 90 days evidence-based.
- Turn lessons learned into a repeatable playbook.

Watchouts

- Avoid hype-driven launches.
- Do not skip governance because a demo looked impressive.
- Small, measurable wins build lasting trust.

Launch checklist

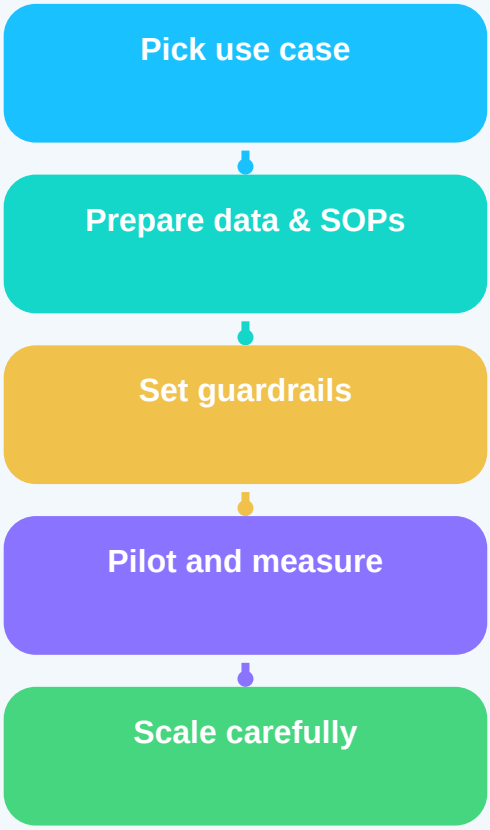

Inda Point
Technologies Private Limited

PEOPLE
IDEAS
AI
FOR A BRIGHTER
TOMORROW

CONTACT US

Let's get in touch

Ready to bring practical AI into your Operations Department?

Talk to **IndaPoint Technologies Private Limited** about AI consulting, custom AI solutions, operations automation, workflow intelligence, and secure business AI adoption.

- HIGHER OPERATIONAL EFFICIENCY
- REAL-TIME VISIBILITY
- INTELLIGENT WORKFLOWS
- SCALABLE & SECURE OPERATIONS

India
+91 9408707113

USA
+1 7192249719

Email
info@indapoint.com

Visit our website
www.indapoint.com

Contact us online
https://indapoint.com/contact-us

Book a consultation and transform your operations.

Created by
IndaPoint Technologies Private Limited

Practical AI adoption, workflows, governance, and security for modern operations teams.

www.indapoint.com